



# Learning from Home



Class 2  
Wk beg:  
22<sup>nd</sup>  
February  
'21

**Our Key Learning Behaviour this week is the Magpie's behaviour: distilling.**

## Distilling

What are the **main points** that will help you in your learning? Pull out the **essential information**. A magpie only picks out shiny and glittery things to take back to its nest.



We will be using this skill in our Literacy work as we start to research and select ideas for our independent writing.

In Music, we will be listening to Music, identifying particular instruments and sounds and focusing on particular elements within the music.




In Science we will be learning about the main parts of a flower and key terms relating to the life cycle of plants.




In History, we will be finding out more about the Vikings and where they came from, researching and picking out important facts to present key information to answer the questions, 'Who were the Vikings and where did they come from?'




In RE, we will be considering the significant milestones in a person's life and what we know about how these might be celebrated by followers of certain religions.

In each lesson, you should try to identify what are the crucial words and ideas that you will need to retain and remember to support your future learning.




	Daily Dashboard And Mental Health (30 minutes)	Spelling (30 mins)	Reading (30 mins)	Writing (1 hour)	Maths (45 mins)	Afternoon Project  When finished each day
<b>Monday</b>  <b>Collective Worship</b>	There is a presentation on the Google Classroom to guide you through today's Daily Dashboard.	<b>Spelling Shed</b> <a href="https://www.edshed.com/en-gb/login">https://www.edshed.com/en-gb/login</a> Practise the	 <b>Bug Club</b> <a href="https://www.activelearnprimary.co.uk/">https://www.activelearnprimary.co.uk/</a>	This week's Literacy lessons will be posted on Google Classrooms by 8.30am each morning.  In today's lesson we will	Warm up with Year 3 <a href="https://classroom.thenational.academy/lesson/s/consolidating-">https://classroom.thenational.academy/lesson/s/consolidating-</a>	<b>PE</b> This week's PE lesson has been made for us by Callum Shipton from Exeter City Football Club. The lesson aims to help you develop your balance and is designed to be completed at home.  On the Google Classroom, I have also included a grid of

<p>You will find a link to today's Collective Worship on the Google Classroom. Mrs Symonds from Broadhembury begins our new series on the theme of Forgiveness.</p>	<p><u>Mental Health focus:</u> <u>Take a Break</u> <i>There is a Powerpoint on the Google Classroom to help with this.</i> Today, we are thinking about the importance of sleep and how to make sure you get a good night's sleep. Watch the video at <a href="https://campaignresources.phe.gov.uk/schools/resources/sleep-year6-lesson-plan-pack">https://campaignresources.phe.gov.uk/schools/resources/sleep-year6-lesson-plan-pack</a> and think or talk about the answers to the following questions: <b>Why is sleep important?</b> <b>How can I do my best to make sure I get a good night's sleep?</b> <b>Is there anything I need to change about my Bedtime routine, Environment or Daytime routines to help me sleep better at night?</b></p>	<p>spellings set for you in 'Assignments'. Then practise the statutory words for your age group.</p> <p><b>Year 3</b>, please complete today's <b>Phonics revision</b> lesson on Bug Club Phonics and then spend any remaining time on Spelling Shed. Today's lesson is <a href="#">Unit 19 /or/ as 'aw' Lesson</a>.</p>	<p><a href="#">login?c=0</a></p>	<p>begin to explore the use of parenthesis in the model text/s: how the authors use brackets, pairs of dashes or pairs of commas to give additional information. We will look at the writing we completed just before half term and consider ways in which we might edit and improve our writing.</p> <p>In particular, you should look carefully at the sentence structures and punctuation you have used and consider ways in which you might rephrase your writing or link ideas in longer multi-clause sentences. You should also consider whether you could add any additional information or details in parenthesis, using brackets, pairs of commas or pairs of dashes.</p>	<p><a href="#">multiplication-and-division-knowledgepart-2-cdhk0t</a></p> <p><b>Year 4</b> <a href="https://classroom.thenational.academy/lessons/using-improper-fractions6ru62c">https://classroom.thenational.academy/lessons/using-improper-fractions6ru62c</a></p> <p><b>Year 5</b> <a href="https://classroom.thenational.academy/lessons/calculating-intervals-across-zero-6wu64d">https://classroom.thenational.academy/lessons/calculating-intervals-across-zero-6wu64d</a></p> <p><b>Year 6</b> <a href="https://classroom.thenational.academy/lessons/looking-at-multiplication-strategies-and-the-effect-on-the-product-cgup6cl">https://classroom.thenational.academy/lessons/looking-at-multiplication-strategies-and-the-effect-on-the-product-cgup6cl</a></p> <p>I will be assigning some additional extension tasks on the Google Classroom. You may wish to download some of these ahead of time, in case of Internet failure!</p>	<p>activities from East Devon PE, which you may wish to try throughout the week. Try to keep fit and active by doing some PE every day.</p> <p><b>Don't forget to drink plenty of water and keep well hydrated!</b></p> <p><b>PSHE</b></p> <p>This lesson will be on Google Classrooms</p> <p>In this half term's lessons, we will be exploring the topic of Relationships. We will be linking this to our ongoing Mental Health and Wellbeing lessons. Therefore, we will introduce the lessons each Monday but continue the work through the week. Today, we will begin by considering what is meant by the term 'relationships' and the different types of relationships we have, from family and friends to acquaintances. You should create a map of some of the important relationships in your own life, from those within your family to those in the local community, such as the relationship you have to your doctor or dentist or with other people in your village or neighbourhood.</p>
<p><b>Tuesday</b></p>	<p>There is a presentation on the Google Classroom to guide you through today's Daily Dashboard.</p> <p><u>Mental Health focus:</u> <u>Stay Connected/</u> <u>Actively Care for</u></p>	<p><b>Spelling Shed</b>  <a href="https://www.edshed.com/en-gb/login">https://www.edshed.com/en-gb/login</a></p> <p>Practise the spellings set for you in 'Assignments'. Then practise the statutory words for</p>	<p> <b>Bug Club</b></p> <p><a href="https://www.activelearnprimary.co.uk/">https://www.activelearnprimary.co.uk/</a></p>	<p><b>This week's Literacy lessons will be posted on Google Classrooms by 8.30am each morning.</b></p> <p>In today's lesson we will practise writing in neat, joined and consistent handwriting. We will</p>	<p>Warm up with</p> <p></p> <p><b>Year 3</b> <a href="https://classroom.thenational.academy/lessons/looking-at-multiplication-strategies">https://classroom.thenational.academy/lessons/looking-at-multiplication-strategies</a></p>	<p><b>Art</b></p> <p>In this week's Art lesson, we will complete the work on printing we began before half term. You should use the printing tile or tiles that you created before half term to create a design on a large sheet of paper or fabric. If you are able to clean the tile to use it again, save it to bring into school when we return, to use in a shared piece of artwork we will create on fabric... 😊</p>

	<p><u>Others</u> <i>There will be some resources for this on the Google Classroom.</i></p> <p>Following on from yesterday's PSHE lesson, let's think a little more today about the people we love and how we can show them respect and care. Who are the Very Important People (VIPs) in your own life? What are some of the ways in which you can demonstrate to these people how important they are? Why do you think we sometimes treat the people we care about most with less respect than we would a celebrity? If a celebrity VIP came to visit you, how might you show them respect? List some ways in which you might show care and respect to the VIPs in your own life.</p>	<p>your age group.</p> <p><b>Your spelling Assignment change weekly on a Tuesday. I will be checking today and I will award 50 extra honey pots and 5TP to anyone who has achieved Royal Bee status in the past week's assignments..</b></p> <p><b>Year 3</b>, please complete today's <b>Phonics revision</b> lesson on Bug Club Phonics and then spend any remaining time on Spelling Shed. <a href="#">Unit 19 /or/ as 'aw' Revision</a> to revise yesterday's learning. Today's lesson is <a href="#">Unit 19 /or/ as 'au' Lesson</a>.</p>	<a href="#">ogin?c=0</a>	<p>complete the writing about a yeti that we began just before half term: we will consider how to set this out attractively on a page and we will produce a neat copy of the text, complete with diagrams, text boxes etc.</p>	<p><a href="#">-and-the-effecton-the-product-cgup6c</a> <b>Year 4</b> <a href="https://classroom.thenational.academy/lesson/s/converting-mixed-numbersinto-improper-fractions60rket">https://classroom.thenational.academy/lesson/s/converting-mixed-numbersinto-improper-fractions60rket</a> <b>Year 5</b> <a href="https://classroom.thenational.academy/lesson/s/solving-problems-involving-division-with-remainderspart-1-cgt68c">https://classroom.thenational.academy/lesson/s/solving-problems-involving-division-with-remainderspart-1-cgt68c</a> <b>Year 6</b> <a href="https://classroom.thenational.academy/lesson/s/construct-line-graphs-74vk0d">https://classroom.thenational.academy/lesson/s/construct-line-graphs-74vk0d</a></p>	<p><b>Music</b> See Google Classroom.</p> <p>Can you write a definition of the following musical terms: <b>rhythm, beat, pitch, pulse, timbre, dynamics, texture, tempo, duration, tempo</b>? Alternatively, there is a matching activity on the Google Classroom.</p> <p>Complete the Music lesson at the link below: First watch the tutorial video, then the saga extract 'Odin Creates the World'. <a href="https://www.bbc.co.uk/teach/school-radio/musicks2-viking-saga-songs-1-loki-the-joker/z4wk47h">https://www.bbc.co.uk/teach/school-radio/musicks2-viking-saga-songs-1-loki-the-joker/z4wk47h</a> Listen to 'En Saga' by Jean Sibelius and answer the questions – there is a template/ worksheet on the Google classroom to help with this. You could draw a picture or pattern to express what the music makes you think of or how it makes you feel.</p>
<p><b>Wednesday</b></p> <p><b>Collective Worship</b></p> <p><a href="https://www.churchofengland.org/our-">https://www.churchofengland.org/our-</a></p>	<p>There is a presentation on the Google Classroom to guide you through today's Daily Dashboard.</p> <p><u>Mental Health focus:</u> <u>Stay Connected/</u> <u>Actively Care for</u> <u>Others</u> <i>There will be some resources for this on</i></p>	<p><b>Spelling Shed</b>  <a href="https://www.edshed.com/en-gb/login">https://www.edshed.com/en-gb/login</a></p> <p>Practise the spellings set for you in 'Assignments'. Then practise the statutory words for your age group.</p> <p><b>Year 3</b>, please</p>	<p> <b>Bug Club</b></p> <p><a href="https://www.activelearnprimary.co.uk/login?c=0">https://www.activelearnprimary.co.uk/login?c=0</a></p>	<p><b>This week's Literacy lessons will be posted on Google Classrooms by 8.30am each morning.</b></p> <p>In this lesson, we will return to the ideas we collected about a range of different creatures we could write a similar 'Dare to Care: Pet...' or '...-ology' text about.</p>	<p><b>Warm up with</b>  <b>Year 3</b> <a href="#">Multiplying numbers by 10 and 100 (thenational.academy)</a> <b>Year 4</b> <a href="https://classroom.thenational.academy/lesson/s/adding-fractions-up-to-onewhole-6nj62r">https://classroom.thenational.academy/lesson/s/adding-fractions-up-to-onewhole-6nj62r</a></p>	<p><b>History</b></p> <p>This lesson will be on the Google Classroom, with additional resources.</p> <p>In this lesson, we will consider the questions 'Who were the Vikings?' and 'Where did the Vikings come from?' You will need to research information about the first Viking invasions of Britain and decide how to record and present the information that you have gathered. Start by looking at the BBC Bitesize lesson: <a href="https://www.bbc.co.uk/bitesize/topics/ztyr9j6/articles/zjcxwty">https://www.bbc.co.uk/bitesize/topics/ztyr9j6/articles/zjcxwty</a> Then, research to find out more about who the Vikings were and where they came from. There will be a presentation on the Google Classroom and you could also use websites, such</p>

<a href="#">faith/faith-home/faith-home-videos/collective-worship-primary-schools-lent-s3e2</a>	<p>the Google Classroom.</p> <p>Sometimes it is the people we are closest to that we treat with the least respect and care. There are some examples on the Google Classroom and Daily Dashboard today of scenarios in which family members might easily speak to one another in a way that does not show respect and care. Have a think about how the people in these scenarios might show more care and respect for those around them?</p> <p>Afterwrds, or if you cannot access the scenarios, you could have a think about some examples you have witnessed in the past...</p>	<p>complete today's <b>Phonics revision</b> lesson on Bug Club Phonics and then spend any remaining time on Spelling Shed.</p> <p>Use <a href="#">Unit 19 /or/ as 'au' Revision</a> to reinforce yesterday's lesson.</p> <p>Today's lesson is <a href="#">Unit 19 /or/ as 'al' Lesson</a>.</p>		<p>You should research and compile a fact file of key information about the creature and begin to consider ways you might use your imagination to add to or 'embellish' what you have found out. What different types/ varieties of the creature might you write about and compare? What features might you explore further?</p> <p>Year 3 and 4 may want to consider some particular examples and the types of pet owners that might keep each one, in the style of 'Dare to Care: Pet Dragon'. And which one will they actually end up with?</p>	<p><b>Year 5</b>  <a href="https://classroom.thenational.academy/lessons/solving-problems-involvingdivision-with-remainderspart-2-6muk4d">https://classroom.thenational.academy/lessons/solving-problems-involvingdivision-with-remainderspart-2-6muk4d</a></p> <p><b>Year 6</b>  <a href="https://classroom.thenational.academy/lessons/interpret-pie-charts-ccr6ad">https://classroom.thenational.academy/lessons/interpret-pie-charts-ccr6ad</a></p>	<p>as: <a href="https://www.natgeokids.com/uk/discover/history/general-history/10-facts-about-the-vikings">https://www.natgeokids.com/uk/discover/history/general-history/10-facts-about-the-vikings</a></p> <p>You should select a few key facts to present on a 'Who were the Vikings?' poster. You could include a sketch map to show where the Vikings came from, as well as a few key facts. You may also wish to include a brief timeline of key events concerning the Vikings in Britain.</p> <p>Year 3 and 4 – there will be a scaffold poster template on the Google Classroom that you can use to support your research.</p>
<p><b>Thursday</b></p> <p>Live lesson for Year 3: Guided Reading at 1.15pm</p>	<p>There is a presentation on the Google Classroom to guide you through today's Daily Dashboard.</p> <p><b>Mental Health focus:</b>  <a href="#">Be Proud of Your Very Being</a>  <i>There are resources on the Google Classroom to support this activity.</i></p> <p>It is important to show love, respect and care to ourselves as well as to others. The way we talk to ourselves is</p>	<p> <a href="https://www.edshed.com/en-gb/login">https://www.edshed.com/en-gb/login</a></p> <p>Practise the spellings set for you in 'Assignments'. Then practise the statutory words for your age group.</p> <p><b>Year 3</b>, please complete today's <b>Phonics revision</b> lesson on Bug Club</p>	<p></p> <p><a href="https://www.activelearnprimary.co.uk/login?c=0">https://www.activelearnprimary.co.uk/login?c=0</a></p>	<p><b>This week's Literacy lessons will be posted on Google Classrooms by 8.30am each morning.</b></p> <p>In today's lesson, we will use the 'boxing up' work we did before half-term to begin to box up and plan a text about our own choices of creatures. We will list the sections that we will include and begin to develop the illustrations that will form the centre of the text.</p>	<p><b>Warm up with</b></p> <p></p> <p><b>Year 3</b>  <a href="https://classroom.thenational.academy/lessons/linking-place-value-andmultiplication-c4vpct">https://classroom.thenational.academy/lessons/linking-place-value-andmultiplication-c4vpct</a></p> <p><b>Year 4</b>  <a href="https://classroom.thenational.academy/lessons/subtracting-fractions-6tgpcd">https://classroom.thenational.academy/lessons/subtracting-fractions-6tgpcd</a></p> <p><b>Year 5</b>  <a href="https://classroom.thenational.academy/lessons/subtracting-fractions-6tgpcd">https://classroom.thenational.academy/lessons/subtracting-fractions-6tgpcd</a></p>	<p><b>Science</b></p> <p>This lesson will be on Google Classrooms.</p> <p>Continuing our work on Living Things, in the latter part of this term, we will be focusing on life cycles. In this lesson, we are going to learn about the different parts of a flower. We will also learn about the stages of a life cycle of a flowering plant as well as some different methods for pollination and seed dispersal. Please complete the Oak National Academy lesson at the link below. Look out for some supporting resources on the Google Classroom.</p> <p><a href="https://classroom.thenational.academy/lessons/whydo-plants-have-flowers-70v3gc">https://classroom.thenational.academy/lessons/whydo-plants-have-flowers-70v3gc</a></p>



	<p>important. Have a look at the following phrases. What could you say to yourself instead that is more loving and respectful to yourself, if you start to feel like this about yourself...?</p> <p><i>'I am so stupid. I always get the answers wrong.'</i> <i>'My hair looks awful today.'</i></p> <p><i>'I'm a rubbish runner – I never win in races.'</i> <i>'Bad things always happen to me.'</i></p> <p><i>'I'm the worst player on my football team.'</i></p> <p><i>'Nobody likes me.'</i></p>	<p>Phonics and then spend any remaining time on Spelling Shed.</p> <p>Use <a href="#">Unit 19 /or/ as 'al' Revision</a> to reinforce yesterday's learning.</p> <p>Today's lessons are <a href="#">Unit 19 Language Irregular</a> and <a href="#">Unit 19 Language Lesson</a>.</p>			<p><a href="https://classroom.thenational.academy/lessons/calculating-and-interpreting-the-mean-as-an-average68wkct">tional.academy/lessons/calculating-and-interpreting-the-mean-as-an-average68wkct</a></p> <p><b>Year 6</b></p> <p><a href="https://classroom.thenational.academy/lessons/comparing-pie-charts5hpce">https://classroom.thenational.academy/lessons/comparing-pie-charts5hpce</a></p>	
<p><b>Friday</b></p> <p><b>Collective Worship</b></p> <p>In today's Collective Worship, we will look at Rembrandt's famous painting, 'The Return of the Prodigal Son' and consider the themes of forgiveness in this story</p>	<p>There is a presentation on the Google Classroom to guide you through today's Daily Dashboard.</p> <p><u>Mental Health Focus: Actively Care for Others</u></p> <p><i>There are resources on the Google Classroom to support this activity.</i></p> <p>Today, make a list of a different actions you can take next week to show love to people in your household. This could be as simple as giving a hug, being polite or making a cup of tea for someone to something that takes more time – taking time to spend time</p>	<p><b>Spelling Shed</b> </p> <p><a href="https://www.edshed.com/en-gb/login">https://www.edshed.com/en-gb/login</a></p> <p>Practise the spellings set for you in 'Assignments'. Then practise the statutory words for your age group.</p> <p><b>Year 3</b>, please complete today's <b>Phonics revision</b> lesson on Bug Club</p> <p>Phonics and then spend any remaining time on Spelling Shed.</p> <p>Use <a href="#">Unit 19 Assessment (aw, au, al) Listening</a>;</p>	<p></p> <p><a href="https://www.activelearnprimary.co.uk/login?c=0">https://www.activelearnprimary.co.uk/login?c=0</a></p>	<p><b>This week's Literacy lessons will be posted on Google Classrooms by 8.30am each morning.</b></p> <p>In this lesson, we will continue to plan our final independent texts, considering the headings and subheadings we might use for each section and the illustrations we will annotate in the text.</p> <p>Year 5 and 6 will explore the 5Fs of Dragonology and think about other examples, such as the Five Ps of teaching or the Five Ks of football. They will then devise a similar section for their own –ology text.</p>	<p><b>Warm up with</b></p> <p></p> <p><b>Year 3</b></p> <p><a href="https://classroom.thenational.academy/lessons/dividing-by-10-using-placevalue-c8tpad">https://classroom.thenational.academy/lessons/dividing-by-10-using-placevalue-c8tpad</a></p> <p><b>Year 4</b></p> <p><a href="https://classroom.thenational.academy/lessons/adding-fractions-with-a-total-greater-than-one-cqw66c">https://classroom.thenational.academy/lessons/adding-fractions-with-a-total-greater-than-one-cqw66c</a></p> <p><b>Year 5</b></p> <p><a href="https://classroom.thenational.academy/lessons/developing-strategies-to-plan-and-solve-problems6wuk0c">https://classroom.thenational.academy/lessons/developing-strategies-to-plan-and-solve-problems6wuk0c</a></p> <p><b>Year 6</b></p> <p><a href="https://classroom.thenational.academy/lessons/">https://classroom.thenational.academy/lessons/</a></p>	<p><b>French</b></p> <p>This lesson will be on Google Classrooms.</p> <p>In today's French lesson, we will learn more about how to use adjectives in French and particularly how the word order in French sentences may be different to the same sentence in English. Use the BBC Bitesize lesson at</p> <p><a href="https://www.bbc.co.uk/bitesize/topics/z6d98xs/articles/zqx6dp3">https://www.bbc.co.uk/bitesize/topics/z6d98xs/articles/zqx6dp3</a></p> <p>You may also find it helpful to watch the video lesson at <a href="https://www.youtube.com/watch?v=I1RUF472SFY">https://www.youtube.com/watch?v=I1RUF472SFY</a></p> <p>Then, have a go at writing some expanded noun phrases in French, linking words with adjectives. Can you use any of these phrases within a sentence structure that you have already learned? You could try to use J'ai – I have; J'aime – I like; Je n'ai pas - I do not have; or Je n'aime pas - I don't like.</p> <p><b>RE</b></p> <p>See Google Classroom.</p> <p>In today's lesson, we will begin work on a new key question: <b>How and why do people mark the</b></p>

<p>a little more deeply, linking to our own experiences.</p> <p><i>See the Google Classroom for more.</i></p>	<p>with your loved one doing something you know they enjoy, or writing a special card or note to remind them how much you care.</p> <p>As you carry out these actions next week, don't forget to take notice of how your loved one/s react – how do they feel and how do <i>you</i> feel?</p>	<p><a href="#">Unit 19 Assessment (aw, au, al) Sound sort</a>; <a href="#">Unit 19 Assessment (aw, au, al) Spelling</a>; and <a href="#">Unit 19 Assessment (aw, au, al) Pseudo-words</a> to make sure you are confident of this week's learning.</p>			<p><a href="#">s/collecting-and-representingdata-c9h32t</a></p>	<p><b>significant events of life?</b></p> <p>Think about a journey you have been on – this could be a memorable trip or a familiar route, such as your journey to school. <a href="#">Draw a quick sketch of the route.</a> What were/are the main landmarks along the way. Who kept you safe on the journey, who could you ask for help if needed, who or what was waiting at the other end? Did you like the beginning, middle or end of the journey best? Why? Some people regard life as a journey.</p> <p><a href="#">Draw a sketch map of life as a journey.</a> What would be the main 'milestones' or landmarks on a person's journey of life?</p> <p>What have been the significant moments of your life so far and what are your hopes and expectations for the future? Using an image of a growing tree, record where you are now and what you will achieve in the future, your hopes and dreams... What are the features of a journey that make it a good metaphor for life? (Moving through time; progress to a destination – do we know where we are going? Maps or guides for living – religious people follow their holy books and key leaders, for example; adventures on the way; get tired after a long journey). What other metaphors/similes would suit? Life is an adventure... life is like a light bulb because... <a href="#">Complete your own "Life is... because..." or "life is like... because..." statements.</a></p> <p>Each of us takes a journey throughout our lives, and some take a religious journey. Why these journeys are important? Some events are marked by special ceremonies by Christians, Jewish people and Hindus on their life journey and we are going to explore some of these in future lessons. Believers feel their faith keeps them safe and gives guidance on their journey of life. <a href="#">Complete the Elicitation grid for this sequence to record what you already know about some of the Christian, Jewish or Hindu ceremonies that might be landmarks on the journey of life.</a></p>
---	---	---	--	--	---	---

## Distilling

What are the **main points** that will help you in your learning? Pull out the **essential information**. A magpie only picks out shiny and glittery things to take back to its nest.



\_\_\_\_\_ has behaved like a 'Magpie' at home by.....