







Learning from Home



Class 1 Wk 29th March 2021	Lesson One	Lesson Two	Lesson Three	Lesson Four	Lesson Five
Monday	<p>Phonics/Spelling https://www.activelearnprimary.co.uk/login?e=-610&c=0#bugclub_phonics R: Open Unit 11: language session (Re-cap Lesson and complete follow-up sheet) Y1: Bug Club - Play Difficult words Y2: Complete Y2 CE spelling test (see attached sheet) Also spelling shed: https://www.edshed.com/en-gb/login</p>	<p>English WALT box up the story. Recap story map. Watch the live lesson on google meet. A story has to have an opening, build up, resolution and ending. We will box up the story together. Teacher will model how you can change bits to make a different story - e.g. change the character, where they go, who they meet there, how they overcome them, what is waiting for them at home.</p>	<p>Maths R: Watch session 1 and complete the activity. https://whiterosemaths.com/homelearning/early-years/spring-consolidation-week-3/ Y1:https://whiterosemaths.com/homelearning/year-1/week-10-geometry-shape/ Watch session 1 and complete sheet on google classroom. Y2: https://whiterosemaths.com/homelearning/year-2/spring-week-8-geometry-properties-of-shapes/ Watch session 2 and complete sheet on google classroom.</p>	<p>RE/UW Y: R/1/2 WALT: To make connections between Christian beliefs that God forgives those who repent.  </p>	<p>PE/Mental Health and Wellbeing Can you make up an obstacle course for your family to complete? See if you can involve throwing and catching skills and lots of different ways of moving from different markers.</p>

				<p>Show children the images of 'Jesus as a bridge to God'.</p> <p>Children to recreate an image of Jesus as a bridge, use construction to make a bridge, collage of a bridge – children images, ripped up paper to create the bridge – image of God.</p> <p>Children to all write about a time they needed Jesus to help them make a new start and forgive us for something – add their writing to the class collage.</p>	
Tuesday	<p>Phonics/ Spelling</p> <p>https://www.activelearnprimary.co.uk/login?e=-610&c=0#bugclub_phonics</p> <p>R: Play Unit 11 (ear, air, ure, er) Language game</p> <p>Y1: Play Spellings with Phonemes game.</p> <p>Y2: Play difficult spellings game</p>	<p>English</p> <p>WALT box up our own story.</p> <p>Ch make up their own versions of the boxed up grid. Only one or two words in each box. Then retell story to partner. Select some chn to retell their version to class</p> <p>Shared boxing up simple version with R</p>	<p>Maths</p> <p>R: Watch session 2 and complete the activity.</p> <p>https://whiterosemaths.com/homelearning/early-years/spring-consolidation-week-3/</p> <p>Y1:</p> <p>https://whiterosemaths.com/homelearning/year-1/week-10-geometry-shape/</p> <p>Watch session 2 and complete sheet on google classroom.</p>	<p>History</p> <p>WALT show what we have learnt in our Dinosaur topic.</p> <p>Return to your initial KWL grid and complete the final box - What do you now know about Dinosaurs?</p>	<p>Mental Health/Art</p> <p>Make an Easter card to cheer up a family member or friend. Here are some ideas which we will be using at school:</p>

	<p>Then login to spelling shed.</p> <p>spelling shed: https://www.edshed.com/en-gb/login</p>	<p>Y1 - Change fewer elements. E.g. still be making mischief, still sail to forest. Change main character and who they meet.</p> <p>Y2 - Change main character, what they're doing, where they go, who they meet there etc.</p>	<p>Y2: https://whiterosemaths.com/homelearning/year-2/spring-week-8-geometry-properties-of-shapes/</p> <p>Watch session 3 and complete sheet on google classroom.</p>	<p>Use the grid on google classroom.</p> <p>OR - make an information handout about Dinosaurs to use in our Dinosaur museum.</p>	 
--	---	---	---	---	---

Wednesday	<p>Phonics/ Spelling https://www.activelearnprimary.co.uk/login?e=-610&c=0#bugclub_phonics</p> <p>R Play Unit 10 assessment activities.</p> <p>Y1: Open Unit 20 Phoneme /ur/ written as 'ir' <u>Revision and Lesson.</u></p> <p>Y2: Play the Exception words game</p> <p>Spelling shed https://www.edshed.com/en-gb/login</p>	<p>EASTER SERVICE</p> <p>10:00</p> <p>Join in with our live Easter service on google meet.</p>	<p>Maths</p> <p>R: Watch session 3 and complete the activity.</p> <p>https://whiterosemaths.com/homelearning/early-years/spring-consolidation-week-3/</p> <p>Y1: https://whiterosemaths.com/homelearning/year-1/week-10-geometry-shape/</p> <p>Watch session 3 and complete sheet on google classroom.</p> <p>Y2: https://whiterosemaths.com/homelearning/year-2/spring-week-8-geometry-properties-of-shapes/</p> <p>Watch session 4 and complete sheet on google classroom.</p>	<p>Computing</p> <p>Reception/Y1/2: https://scratch.mit.edu/projects/editor/?tutorial=getStarted</p> <p>WALT</p> <p>I can record my own sounds. I can create instructions to play a recorded sound. I can edit and use speech bubbles in my instructions.</p> <p>TASK: Can they use all the skills learnt so far to choose a dinosaur, Jurassic landscape, make it move along the screen and then record suitable dinosaur sounds.</p>	<p>Mental Health and Wellbeing</p> <p>Go for a walk/cycle ride with your family in your local area and choose natural items to make an Easter cross with.</p>
-----------	--	---	---	---	--

Thursday	<p>Phonics/ Spelling https://www.activelearnprimary.co.uk/login?e=-610&c=0#bugclub_phonics R: Complete unit 9 assessment games on bug club.</p> <p>Y1: Unit 20 /ur/ as 'er' Lesson and Revision</p> <p>Y2: Open commas for lists game on Bug Club. Complete the summative assessment sheet as an extension.</p> <p>Then login to spelling shed. Spelling shed: https://www.edshed.com/en-gb/login</p>	<p>English</p> <p>WALT innovate our own story.</p> <p>Y2 - Use boxed up planning sheet to write your story. Use multiple sentences for each section as appropriate to build up image in reader's mind. Lots of oral rehearsal. Refer to key tAll chn contribute to shared write.</p> <p>Y1 - Can just be one sentence for each section but make sure it has good adjectives.</p> <p>Adult support with writing a sentence for their story. Adult can also scribe their ideas and children can draw a picture to go with each sentence.</p>	<p>Maths</p> <p>R: Watch session 4 and complete the activity. https://whiterosemaths.com/homelearning/early-years/spring-consolidation-week-3/</p> <p>Y1: https://whiterosemaths.com/homelearning/year-1/week-10-geometry-shape/</p> <p>Watch session 4 and complete sheet on google classroom.</p> <p>Y2: https://whiterosemaths.com/homelearning/year-2/spring-week-8-geometry-properties-of-shapes/</p> <p>Watch session 5 and complete sheet on google classroom.</p>	<p>PSHE</p> <p>WALT: To find ways to manage difficult feelings and emotions: worry</p> <p>https://classroom.thenational.academy/lessons/dont-worry-about-a-thing-68u32d</p>	<p>Science</p> <p>Complete the assessment task set on google classroom.</p> <p>As an extension you can complete this oak academy lesson: https://classroom.thenational.academy/lessons/what-is-the-difference-between-an-invertebrate-and-a-vertebrate-71qker</p>
Friday	Good Friday				

Year 2 Common Exception Words

	Read	Spell
after		
again		
any		
bath		
beautiful		
because		
behind		
both		
break		
busy		
child		
children		
Christmas		
class		
climb		
clothes		
cold		
could		
door		
even		
every		
everybody		
eye		

	Read	Spell
fast		
father		
find		
floor		
gold		
grass		
great		
half		
hold		
hour		
improve		
kind		
last		
many		
mind		
money		
most		
move		
Mr		
Mrs		
old		
only		
parents		

	Read	Spell
pass		
past		
path		
plant		
people		
poor		
pretty		
prove		
should		

	Read	Spell
steak		
sugar		
sure		
told		
water		
who		
whole		
wild		
would		