











Learning from Home






<p>Class 2</p> <p>Wk beg: 22nd March '21</p>	<p>Our Key Learning Behaviour this week is the Beaver's behaviour: absorption</p> <div data-bbox="280 491 786 906"> <p>Absorption</p> <p>Beaver-ing Away! You are absorbed in your learning.</p>  </div> <div data-bbox="815 475 2141 922"> <p>In school this week, we will need to apply this behaviour to complete assessments as well as ensuring we finish our ongoing class work in good time.</p> <p>In our Mental Health work, we will consider how to develop greater self-control, over our emotions and also over our actions, so that we can maintain good focus on what we need to get done.</p> <p>In our History work, we will practise working independently to achieve a goal when we research and write a report about the Vikings in our local area.</p> <p>In our Design and Technology work, we will practise maintaining focus and concentration as we plan and prepare for the model-building we will complete in the final week of term.</p> <p>In our Literacy and Maths work, we will practise maintaining focus and absorption in our own learning, even when those around us are occupied in a different activity.</p> </div>					
	<p>Daily Dashboard And Mental Health (30 minutes)</p>	<p>Spelling (30 mins)</p>	<p>Reading (30 mins)</p>	<p>Writing (1 hour)</p>	<p>Maths (45 mins)</p>	<p>Afternoon Project</p> <p>When finished each day</p>
<p>Monday</p> <p>Collective Worship</p> <p>In this week's Collective</p>	<p><u>Mental Health focus: Be Active</u></p> <p>In today's Mental health focus, we will highlight the benefits of physical exercise and celebrate our favourite ways of</p>	<p>Spelling Shed</p> <p>https://www.edshed.com/en-gb/login</p>	 <p>https://www.activelearnprimary.co.uk/login?c=</p>	<p>In today's Literacy lesson, using the many examples in our core text, we will investigate how hyphens can be used to create new nouns or descriptive words</p>	<p>Warm up with</p>  <p>This week, the Maths lessons are from White Rose. These have accompanying</p>	<p>PE</p> <p>Have a look at one of the PE grids on the Google Classroom from a previous week or have another go at one of the lessons.</p> <p>French</p>

<p>Worship, we will conclude the current theme of Forgiveness and begin to think about Easter as we consider 'The Cross – a Symbol of Forgiveness'. We will consider why the cross is important to Christians and read the story of Jesus, after his resurrection, meeting two of his followers on the Emmaus road from Luke 24, verses 13-35.</p> <p>We will listen to the Easter hymn, 'There is a Green Hill Far Away' and consider the words of this and other Easter hymns.</p>	<p>keeping fit and active.</p>		<p><u>0</u></p> <p>Please ensure you read regularly from Bug Club, answering the comprehension questions, as well as from any other books you are reading.</p>	<p>by joining two words together (eg. 'a <i>bleached sea-garment</i>'; 'the <i>black-and-dazzling field of water</i>'; 'mead-benches'; 'golden-eyed tapestries'; 'the great sea-bird rode over the breakers'; 'bloodstained and battle-hardened'; 'red-eyed and roaring'.)</p> <p>We will practise making up our own hyphenated nouns or adjectives and using hyphenated words and phrases to write a description of a monster, such as Grendel or his mother.</p>	<p>worksheets that will be posted on the Google Classroom if required.</p> <p>Year 3</p> <p>https://whiterosemaths.com/homelearning/year-3/spring-week-2-number-multiplication-division/</p> <p>Divide 2-digits by 1 digit (1)</p> <p>Year 4</p> <p>https://whiterosemaths.com/homelearning/year-4/spring-week-2-number-multiplication-division/</p> <p>Divide 2-digits by 1-digit (2)</p> <p>Year 5</p> <p>https://whiterosemaths.com/homelearning/year-5/week-1-number-multiplication-division/</p> <p>Multiply 2-digits (area model)</p> <p>Year 6</p> <p>https://whiterosemaths.com/homelearning/year-6/spring-week-6-number-algebra/</p> <p>Forming Equations</p> <p>(Follow-up worksheet on Google Classroom if required.)</p>	<p>(This was the lesson we missed on Friday)</p> <p>Use the following video links to learn more about French clothes and colours:</p> <p>https://youtu.be/cDaDwuExIrs</p> <p>How much can you understand about what is being said. Notice that the colour adjectives are used <i>after</i> a noun in French.</p> <p>Draw pictures of people in different clothes (coloured) and then label the drawings with brief sentences that describe what each of the people in the picture is wearing, using the following sentence constructions:</p> <p><i>Il porte... he is wearing</i> <i>Elle porte... she is wearing</i></p>
--	--------------------------------	--	---	---	---	--

<p>Tuesday</p>	<p><u>Mental Health focus:</u></p> <p><u>Ask for Help</u></p> <p>When was the last time someone asked you for help? What was your reaction? How can we make ourselves available to help others? How might we make ourselves unavailable to help?</p> <p>Is there someone who you might like to recognise on our class 'Tree of Strength' that has given you help when you needed it?</p>	<p>Spelling Shed https://www.edshed.com/en-gb/login</p> <p>Practise the spellings set for you in 'Assignments'. Then practise the statutory words for your age group.</p> <p>Your spelling Assignment change weekly on a Tuesday. I will be checking today and I will award 50 extra honey pots and 5TP to anyone who has achieved Royal Bee status in the past week's assignments.</p>	 <p>https://www.activelearnprimary.co.uk/login?c=0</p>	<p>In this lesson, we will investigate how the author of 'Beowulf' uses patterns of three in the text – three actions or verbs, three nouns or objects, three adjectives, for example.</p> <p>If required, the Powerpoint for this lesson will be posted on the Google Classroom. This contains a range of examples from the text to investigate and think about. We will then practise using patterns of three to write our own sentences about the story.</p>	<p>Warm up with  Year 3 https://whiterosemaths.com/homelearning/year-3/spring-week-2-number-multiplication-division/</p> <p>Divide 2-digits by 1 digit (2))</p> <p>Year 4 https://whiterosemaths.com/homelearning/year-4/spring-week-2-number-multiplication-division/</p> <p>Divide 2-digits by 1-digit (1)</p> <p>Year 5 https://whiterosemaths.com/homelearning/year-5/spring-week-3-number-multiplication-and-division/</p> <p>Divide 2-digits by 1-digit (2)</p> <p>Year 6 https://whiterosemaths.com/homelearning/year-6/spring-week-6-number-algebra/</p> <p>Solve simple two-step equations</p> <p>(Follow-up worksheet on Google Classroom)</p>	<p>History</p> <p>In this lesson, we will first use the following lesson to find out more about Viking traders and explorers: BBC Bitesize: Viking traders and explorers https://www.bbc.co.uk/bitesize/topics/ztyr9j6/articles/zw3qmp3</p> <p>Next, we will begin to find out more about the Viking history in our own local area. Using the resources below, investigate changes and significant events in the local area during the period, such as the fortification of Exeter by Alfred the Great and the Battle of Pinhoe.</p> <p>https://king-alfred.com/wp/2019/09/02/exeter/</p> <p>http://www.exetermemories.co.uk/em/events/battle_pinhoe.php</p> <p>Finally, you should write a report about what you have found out.</p>
-----------------------	--	---	--	---	---	--

<p>Wednesday</p> <p>Collective Worship</p> <p>https://www.w.churchofengland.org/our-faith/faith-home/faith-home-videos/collective-worship-primary-schools-feelings-s2e4</p>	<p><u>Mental Health focus:</u></p> <p><u>Talk about your feelings</u></p> <p>We will continue on from our discussions last week about peer mediators and resolving conflict, by considering the importance of being aware of our own emotions and reactions. We will think about how we can develop greater self-control and the strategies that might help us to do this.</p> <p>When do you find it difficult to control your reactions or behaviour? What helps you take control of your emotions?</p>	<p>Spelling Shed https://www.edshed.com/en-gb/login</p> <p>Practise the spellings set for you in 'Assignments'. Then practise the statutory words for your age group.</p>	<p> https://www.activelearnprimary.co.uk/login?c=0</p>	<p>In this lesson, Year 5 and Year 6 will investigate the use of semi-colons in the text. They will collect examples and discuss how they are used and the fact that this is a style choice - how else might the author have written these sentences? Could they have used a conjunction? Could they have used a full stop? You could remind yourself about semi-colons at https://www.bbc.co.uk/bitesize/articles/z92fhcw</p> <p>Then, practise writing some sentences of your own using semi-colons between related clauses.</p> <p>Meanwhile, Year 3 and Year 4 will review the rules regarding setting out and punctuating direct speech and will practise writing a</p>	<p>Warm up with </p> <p>Year 3 https://whiterosemaths.com/homelearning/year-3/spring-week-2-number-multiplication-division/</p> <p>Divide 100 into 2, 4, 5 and 10 equal parts</p> <p>Year 4 https://whiterosemaths.com/homelearning/year-4/spring-week-3-number-multiplication-and-division/</p> <p>Divide 2-digits by 1-digit (3)</p> <p>Year 5 https://whiterosemaths.com/homelearning/year-5/spring-week-3-number-multiplication-and-division/</p> <p>Divide 3-digits by 1-digit</p> <p>Year 6 https://whiterosemaths.com/homelearning/year-6/spring-week-6-number-algebra/</p> <p>Solve two-step equations</p> <p>(Follow-up worksheet on Google Classroom)</p>	<p>Design and Technology</p> <p>In this lesson, we will investigate joining techniques and practise joining two pieces of wood using wood glue, nails or a glue gun.</p> <p>We will then be working in groups to plan and design a model of a Viking house, drawing up a plan that show the different stages of the work that will need to be completed.</p> <p>The plan should include measurements. If you are at home, you will find a template for your designs on the Google classroom. Finally you will need to list the materials, tools and resources that you will need to make your model.</p> <p>Music</p> <p>Learn the song at https://www.bbc.co.uk/programmes/article/s/Kg81QgpTYkxQxVY89Lw8sC/viking-saga-songs-5-thor-on-a-journey</p> <p>Scroll down on the same page to listen to an extract from Janacek's Sinfonietta – a loud fanfare for brass instruments with kettle drums.</p> <ul style="list-style-type: none"> • Can you say what family of instruments is playing and identify any of the individual instruments • What is a 'fanfare'? What function do they serve and at what sort of occasions would you hear one? <p>Compose 'horn-calls' and fanfares for Thor, using just 2-3 notes on any pitched instruments - e.g. pitched-percussion,</p>
---	---	--	---	--	---	--

				<p>dialogue between two of the Geats about their leader, Beowulf.</p> <p>https://www.bbc.co.uk/bitesize/articles/z7s6t39</p>		<p>recorders, guitars, keyboards (eg. Chrome piano extension) and even kazoos.</p> <p>Devise 'Metal music' based on the rhythms made by Thor hammering on an anvil. As well as metal- instruments (e.g. glockenspiels, triangles, cymbals etc), try including some tools and cutlery in your performance. Record a video of your performance.</p>
Thursday	<p><u>Mental Health focus:</u></p> <p><u>Talk about your feelings/ Actively Care for Others</u></p> <p>Today, we will continue to think about taking responsibility for our thoughts, feelings and actions, particularly in the classroom.</p> <p>What most distracts you from your learning? How can you manage your distractions to make sure you focus on what you have to do and get it done in good time?</p>	<p>Spelling Shed https://www.edshed.com/en-gb/login</p> <p>Practise the spellings set for you in 'Assignments'. Then practise the statutory words for your age group.</p>	 <p>Bug Club</p> <p>https://www.activelearnprimary.co.uk/login?c=0</p>	<p>In today's lesson at school, we will be completing our PIRA reading test.</p> <p>At home, you could take a little extra time to read and then write a book review about one of the books you have read recently, that could be displayed in the school library. Make sure to explain:</p> <p><i>What you liked (or disliked) about the book?</i></p> <p><i>Who would you recommend the book to? (ie. Someone who likes...)</i></p> <p><i>A brief summary of the plot – without spoilers!</i></p>	<p>Warm up with</p> <p><i>TIME TABLES</i> <i>ROCKSTARS</i></p> <p>Year 3</p> <p>https://whiterosemaths.com/homelearning/year-3/spring-week-3-number-multiplication-division/</p> <p>Divide with remainders activity</p> <p>Year 4</p> <p>https://whiterosemaths.com/homelearning/year-4/spring-week-3-number-multiplication-and-division/</p> <p>Divide 2-digits by 1-digit (2)</p> <p>Year 5</p> <p>https://whiterosemaths.com/homelearning/year-5/spring-week-3-number-multiplication-and-division/</p>	<p>Science</p> <p>In this lesson, we will learn about the life cycle of a bird, particularly focusing on a chicken. We will also look at the differences between a hatchling, nestling and fledgling. We will discuss and label the anatomy of a chicken egg. Finally, we will discuss strategies which birds use to attract mates.</p> <p>https://classroom.thenational.academy/lessons/why-do-birds-lay-eggs-69j3jt</p> <p>https://www.youtube.com/watch?v=nWfyw51DQfU</p>

				<p><i>A description of the main character/s and what makes them interesting.</i></p>	<p>division/</p> <p>Divide 4-digits by 1-digit</p> <p>Year 6 https://whiterosemaths.com/homelearning/year-6/spring-week-6-number-algebra/</p> <p>Find pairs of values (1)</p> <p>(Follow-up worksheet on Google Classroom)</p>	
Friday	<p><u>Mental Health Focus:</u></p> <p><u>Ask for Help</u></p> <p>We will end the week by reflecting on the occasions this week in which we have asked for or accepted help from others and saying thank you.</p>	<p>Spelling Shed</p> <p>https://www.edshed.com/en-gb/login</p> <p>Practise the spellings set for you in 'Assignments'. Then practise the statutory words for your age group.</p>	 <p>Bug Club</p> <p>https://www.activelearnprimary.co.uk/login?c=0</p>	<p>In this lesson, we will create our own monster and hero and consider what other characters might appear in their story. We will draw a brief story map to plan the basic plot of a story about this hero and monster and we will annotate the story map to show where we will expand the story with description of the monster or hero or where we might use dialogue between the characters to advance the action, build suspense or</p>	<p>Warm up with</p>  <p>Year 3 https://whiterosemaths.com/homelearning/year-3/spring-week-3-number-multiplication-division/</p> <p>Divide 2-digits by 1-digit (3)</p> <p>Year 4 https://whiterosemaths.com/homelearning/year-4/spring-week-3-number-multiplication-and-division/</p> <p>Divide 3-digits by 1-digit</p> <p>Year 5 https://whiterosemaths.com/homelearning/year-5/spring-week-3-number-multiplication-and-</p>	<p>French</p> <p>Use the song t the link below to develop your recall of vocabulary for clothes and colours. https://www.bbc.co.uk/teach/class-clips-video/french-ks2-clothes-and-colours/zkhxpg8</p> <p>Use https://www.youtube.com/watch?v=cDaDwuExIrs to revise colours and use with clothing. Practise using adjectives of size or colour to describe someone's clothing.</p> <p>Then, use the following videos to explore talking about your morning routine. Can you compose some sentences of your own about your own morning routine or clothes? https://www.youtube.com/watch?v=WPS6x6g_QGI</p> <p>https://www.youtube.com/watch?v=N0uRIOCCyvw</p> <p>RE</p>

				<p>develop the characters. We will practise telling our story to one another using appropriate story-telling language and we will begin to write the story.</p> <p><i>Note: In class, this will be a shared story, which will be followed next week by children inventing and writing their own stories. Therefore, at this stage, you may wish to work with a parent, friend or family member to help develop the plot of this story and get feedback on what works well.</i></p>	<p>division/</p> <p>Divide with remainders</p> <p>Year 6</p> <p>https://whiterosemaths.com/homelearning/year-6/spring-week-6-number-algebra/</p> <p>Find pairs of values (2)</p> <p>(Follow-up worksheet on Google Classroom)</p>	<p>In this week's RE lesson, we will explore the Hindu belief that life is a journey from one body to another and each life itself a journey from birth to death. What can you remember about the Hindu beliefs about <i>samsara</i> (the cycle of life and death) and <i>moksha</i>? Watch the clip from My life My religion www.bbc.co.uk/programmes/p02n5v2q explaining the cycle of life and death.</p> <ul style="list-style-type: none"> Investigate how a Hindu's spiritual journey follows a natural process of growing up. Does all life go through four stages? (Ashramas) Focus on the fourth stage, the Sannyasa (world renouncer) this stage is seen as an ideal - not everyone reaches this. The Sannyasi gives up all possessions and becomes a wandering holy person with no fixed home. How would you feel undertaking this stage or if a member of their family reached this stage?. <p>Find out about the first of the 'Samskaras' (life-stage rituals). Before a child's naming ceremony a prayer for calmness is read. Write a prayer for calmness or some words that a Hindu might read before a naming ceremony and share with the class.</p> <p>Watch https://www.bbc.co.uk/programmes/p010xyj2 to find out more about early ceremonies in a Hindu's life.</p> <p>Find out about the Hindu sacred thread ceremony, traditionally just for boys.</p> <p>Watch https://www.youtube.com/watch?v=4oLA75rRN6k and</p>
--	--	--	--	--	---	--

					<p>https://www.youtube.com/watch?v=c1gDapt5ok4</p> <p>Between the ages of 8-12 some Hindu boys (and sometimes, but more rarely, girls) go through this ceremony. The child will be given a 'sacred thread' which he must wear all his life, a new thread must be put on before an old one can be removed. The ceremony is sometimes called second birth because it is meant to purify the person giving him a fresh start for the next stage of his life as an adult. Read Rajan's description of his ceremony: <i>'I had my upanayana ceremony when I was nine. I was very excited. First, I had to bathe and have my head shaved. Then I put on new clothes. One of our traditions is that we ask our mother and relatives to give us alms (this may be money or gifts). My guru (spiritual teacher) said the Gayatri mantra – it's a special prayer I have to say three times every day. When the thread, which some Hindus call Jenoi, was placed over my shoulder, I felt so proud. It has three strands which remind me of my duties to God, to my ancestors and my guru. I had to promise to study the Vedas (holy books) with</i></p> <p>Can you draw a Venn diagram to compare the similarities and differences between the Jewish and Hindu traditions?</p>
--	--	--	--	--	---

Absorption

Beaver-ing Away! You are absorbed in your learning.



_____ has behaved like a 'Beaver' at home by.....