






Learning from Home



Class 1 Wk beg: 8th February 2021	Lesson One	Lesson Two	Lesson Three	Lesson Four	Lesson Five
Learning Behaviour Focus	<p>This week our Learning Behaviour focus is 'Absorption' We are looking for you to beaver away at your work and be absorbed in your learning like beavers gnawing away at the wood to make their home.</p> <p>If you notice your child doing this at home please fill in the 'Absorption' slip attached in Google classroom and upload it with their work. We will reward children with a sticker slip on Friday.</p> <p>**Please note: the activities in red are provided for you in case your internet goes down, meaning you can not access google classroom and require alternatives. Maths - you have your Power Maths book so could find the day's topic from the contents page and complete that page as an alternative.</p>				<p>Absorption Beaver Away! You are absorbed in your learning.</p> 
Monday Live Meet: 9.05 am	Phonics/Spelling #bugclub_phonics R: unit 8 revision ch and lesson ch Alternative activity: Practise forming the digraph 'ch'	English Watch teacher video showing you how to change the text map from Amelia Earhart to Mary Anning or your alternative chosen famous person. Teacher will	Maths R: Comparing height. https://whiterosemaths.com/home/learning/early-years/growing-6-7-8-week-3/ Watch session 1: comparing height, then use some building	RE/UW R - To identify key features of my appearance In this lesson, we join Miss Sidenius in identifying key features of our appearance. We	PE/Mental Health and Wellbeing Please complete the virtual PE lesson from Exeter City.

	<p>using different materials: sand, soil, glitter, flour. How many words can you think of containing 'ch'?</p> <p>Y1: Unit 15: Target phoneme /ee/ written as 'ea' Revision and lesson Also play unit 14 assessment games.</p> <p>Alternative activity: Practise writing the digraph 'ea'. Spell: beach, treat, seat and any other words you can think of with the digraph 'ea'</p> <p>Y2: Login to bugclub and then complete the following Suffix games assigned for you on Bug Club.</p> <ul style="list-style-type: none"> • Unit 28 (-ing, -ed) Sounds • Unit 28 (-ing, -ed) Letters • Unit 28 (-ing, -ed) Reading • Unit 28 (-ing, -ed) Spelling <p>Alternative activity: Change these verbs so they have the 'ed' ending. walk, talk, jump, sprint. How many more can you think of?</p> <p>Also spelling shed: https://www.edshed.com/en-gb/login</p> <p>See extra spelling activities on google</p>	<p>model using the timeline to help.</p> <p>TASK:Children to change the attached text map from Amelia Earhart to their famous person (or Mary Anning)</p> <p>Learn your text map to help you write your sentences tomorrow.</p> <p>Reception: design and build an aeroplane like the one Amelia Earhart used. Use a lolly stick for the main body, add paper propellers, wings and tail.</p> 	<p>blocks and a dice. Roll the dice and stack that many blocks. Who has the highest tower? Or stick a strip of paper or ribbon on the table. Provide string, ribbon or wool. Can you cut ribbon/ paper to the same length / shorter than, longer than etc?</p> <p>Y1: Watch the warm up video in google classroom then click on white rose 'Subtraction not crossing 10. video. https://whiterosemaths.com/homelearning/year-1/spring-week-3/</p> <p>Complete the worksheet then have a go at a snakes and ladders game with your family.</p> <p>Y2: Watch warm up video in Google classroom then click on 'Recap - Make equal groups by grouping' on the white rose website.</p> <p>https://whiterosemaths.com/homelearning/year-2/spring-week-3-number-multiplication-and-division/</p>	<p>will use a mirror to help us draw an accurate self portrait, thinking about the shape and size of our features. To extend this lesson, you can colour in your self portrait to match your appearance.</p> <p>Y1/2: Assessment task: This is a chance for us to find out what you have learnt about the places of worship for Muslims, Christians and Jews.</p> <p>You have a choice: 1 - complete the google doc independently (this is the same as the initial assessment task) to show what you have learnt, compared to what you knew at the beginning of the topic. OR 2- Make a poster with pictures and facts explaining how the places of worship are important to Muslims, Christians and Jews.</p>	<p>The 6-week theme is fitness and fundamental movements. This week's topic is..... The video is broken down into a warm up, main session and challenge.</p> <p>Alternative activity: Can you make up an obstacle course for your family to complete? See if you can involve throwing and catching skills and lots of different ways of moving from different markers.</p>
--	--	---	--	---	--

	classroom. Try to get to Royal bee status on spelling shed by the end of the week.		Complete the worksheet then login to TT Rockstars to try and increase your speed. https://play.ttrockstars.com/auth/school/student/19580		
<p>Tuesday</p> <p>Live Meet: 9.05 am</p> <p>Safer Internet Day Assembly.</p>	<p>Phonics/ Spelling</p> <p>https://www.activelearnprimary.co.uk/login?e=-610&c=0#bugclub_phonics</p> <p>R: Unit 8 Digraph /sh/ written as 'sh' Revision and Lesson.</p> <p>Watch: BBC iPlayer - Alphablocks - Series 3: 11. Champ</p> <p>Alternative activity: Practise forming the digraph 'sh' using different materials: sand, soil, glitter, flour. How many words can you think of containing 'sh'?</p> <p>Y1: Unit 15 Target phoneme /ee/ written as 'e-e' Revision and Lesson Complete Unit 14 assessment games</p> <p>Alternative activity: Practise writing the digraph 'e_e'. Spell: complete, theme, delete and any other words you can think of with the split vowel digraph 'e_e'</p>	<p>English</p> <p>Reception: https://www.bbc.co.uk/bitesize/topics/zd8fv9q/articles/zf6vb82</p> <p>Watch the video clip about Mary Anning with an adult and talk through the story of her life with your parent. What have you learnt about Mary's life? Ask your grown up to read through text with you and then have a go at completing the quiz.</p> <p>Y1/2 Watch Teacher video to model using her Mary Anning text map to start writing sentences for the Biography.</p> <p>TASK: Use your text map to start writing your biography. Use your success criteria to help remind you of the key features you need to include in your writing.</p>	<p>Maths</p> <p>R: https://whiterosemaths.com/homelearning/early-years/growing-6-7-8-week-3/</p> <p>Watch session 2 comparing length. Then using playdough roll out some different length playdough. Can you measure it and compare lengths with pieces of pasta?</p>  <p>Y1: Watch the warm up video in google classroom then have a go at cracking the code by taking away using a number line. After that play the splat the fruit subtraction game. https://www.sheppardsoftware.com/math/subtraction/fruit-splat-numberlines/</p>	<p>Computing - Safer Internet Day 2021 - An Internet we can trust: exploring reliability in the online world.</p> <p>Watch this story on this link: Detective Digiduck! - Childnet</p> <p>Discuss what you have learnt from the wise owl with your parents or Facetime a friend/relative.</p> <p>OR - You may like to make a Digiduck</p>	<p>Mental Health and Wellbeing</p> <p>Family Mental Health and Wellbeing Session 4 – Actively Care for Others</p> <p>Making a choice to actively care for other people not only benefits their mental health and wellbeing but also benefits our own. It can improve our mood, self esteem and happiness. Win win!</p> <p>If you can, and you have a phone/tablet or PC, watch this session's Powerpoint or Loom video on our school website.</p>

	<p>Y2: Revisit: Unit 28 Language High-Frequency Words lesson and Unit 28 Language Lesson.</p> <p>Then complete the online game on Bugclub:</p> <p><u>Unit 28 (-ing, -ed) Language</u></p> <p>Alternative activity: Look through a book at home and see how many words you can find with the suffixes: ing and ed.</p> <p>Then login to spelling shed.</p> <p>spelling shed: https://www.edshed.com/en-gb/login</p>		<p>Y2: Grouping - Year 2 - P3 - Maths - Catch Up Lessons - Home Learning with BBC Bitesize</p> <p>Watch the two grouping videos and complete the practical activity in the video. (You will need 20 small objects. E.g pasta, grapes, lego bricks)</p> <p>Choice: Complete one of the 3 activities on the bbc page.</p> <p>There is a TTRS worksheet that is attached to your assignment on google classroom, or you may want to complete activity 2 or 3.</p>	<p>paper plate mask, and decorate it with yellow feathers, yellow craft paper, or paint / pens. Afterwards, you may like to try a Digiduck Interview. Wearing the masks that you have made, ask an adult to film you pretending to be Digiduck and explaining what you have learned from the story. Adults can then share the recordings with us.</p>	<p>http://www.branscombe.devon.sch.uk/website/mental_health/535433</p> <p>If you can't, don't worry. Have a go at this activity!</p> <p>We would LOVE to share a little kindness to some of the residents in our community who live alone or who live in residential homes and are unable to see family and friends at the moment. Can you draw or paint them a picture to help spread some kindness and brighten their day? Drop it into school and we will deliver it for you!</p>
--	---	--	---	---	--

<p>Wednesday</p> <p>Live Meet: 9.05 am</p>	<p>Phonics/ Spelling</p> <p>https://www.activelearnprimary.co.uk/login?e=-610&c=0#bugclub_phonics</p> <p>R: Unit 8 /th/ Revision and lesson</p> <p>Watch link: BBC iPlayer - Alphablocks - Series 3: 13. Thing</p> <p>Alternative activity: Practise writing the digraph 'th' using different materials like sand, flour, soil, felt tip or glitter.</p> <p>Y1: Unit 15 Target phoneme /ee/ written as 'ie', 'ey', 'y' Revision and Lesson Complete Unit 14 assessment games. Watch: https://www.bbc.co.uk/iplayer/episode/b036brq2/alphablocks-series-4-7-sleep</p> <p>Alternative activity: Spell - very, shield, brief, key</p> <p>Y2: Open: What are suffixes? Watch the video, then play the game and</p>	<p>English</p> <p>Reception - Draw a picture of Mary Anning with one of her fossil discoveries. Can you use your phonics to spell fossil and rock?</p> <p>Google Live lesson Teacher will model using the success criteria to check her writing. You will help her improve her boring sentences!</p> <p>TASK: Complete your Biography on Mary Anning or your chosen famous person. You must correct 4 spellings and include 2 extra adjectives.</p>	<p>Maths</p> <p>R: https://whiterosemaths.com/home/learning/early-years/growing-6-7-8-week-3/ Days of the week. Watch the teacher video on google classroom. Adult to write days of the week on pieces of paper so you can order them. Draw a picture for what you might do on each day of the week.</p> <p>Y1: Watch the warm up video in google classroom then click on the white rose video 'Subtraction, crossing 10' https://whiterosemaths.com/home/learning/year-1/spring-week-3/</p> <p>Then complete the worksheet. After that use your number line and challenge yourself to some of your own subtraction number sentences. E.g: 17-8=</p> <p>Y2: Spring Week 3 - Number: Multiplication and Division</p> <p>Watch the White Rose video - Sharing and Grouping activity.</p>	<p>History/UW</p> <p>Reception: Complete one of the dinosaur labelling sheets (found on Google Classroom)</p> <p>Y1/2: WALT research the history and location of the Jurassic Coast and make dinosaur food chains. Watch the video by Mrs Symonds from Broadhembury, and then have a go at thinking of some similarities and some differences using the pictures attached. Can you draw me a food chain with some of the animals in the picture? I can't wait to see what you come up with..</p> <p>Alternative activity: Can you use an information book to help you draw a dinosaur food chain? If that is too difficult try to identify the herbivores, omnivores</p>	<p>Mental Health and Wellbeing</p> <p>1 - Go for a walk/cycle ride with your family and complete the Gratitude sheet found on Google classroom.</p> <p>Please share these for our Mental Health display.</p>
---	--	--	--	---	---

	<p>complete quiz. Then open the google document re-capping phonics learning this week. Changing verbs with a silent e at the end using the suffixes ed and ing.</p> <p>Alternative activity: Change these past tense words back to the root word: swam, marched, was, went, smiled.</p> <p>Spelling shed https://www.edshed.com/en-gb/login</p>		<p>There is not a worksheet attachment to this video. Please show your workings out and answers at the points they ask you to pause. Please photograph your work from your work book.</p>	<p>and Carnivores from the Dinosaur age.</p>	
<p>Thursday Live Meet: 9.05 am</p>	<p>Phonics/ Spelling https://www.activelearnprimary.co.uk/login?e=-610&c=0#bugclub_phonics R: Unit 8 /ng/ written as 'ng' Revision and Lesson Watch: BBC iPlayer - Alphablocks - Series 3: 12. Song Alternative activity: Practise writing the digraph 'ng' using different materials like sand, flour, soil, felt tip or glitter. Y1: Select the Unit 15 Language Irregular lesson. Play unit 14 assessment games.</p>	<p>English</p> <p>Elicitation Task for next English unit: Watch the Teacher video with her pet. Mrs Bartlett is going to think about how writing a set of instructions to explain how to look after her pet.</p> <p>TASK: Children write instructions on how to look after their pet. (It can be imaginary pet if you don't have one) This must be written INDEPENDENTLY so we can assess their writing skills and plan according to</p>	<p>Maths R: https://whiterosemaths.com/home/learning/early-years/growing-6-7-8-week-3/ Measuring height. Can you measure the height of different plants or items in your garden? Use blocks to measure and compare the heights. Can you make a bridge for your cars to travel across? How long does it need to be? How far can you push your cars along? Measure with cubes/blocks. Y1: Watch the warm up video then click on 'Subtract by crossing 10 (1).</p>	<p>PSHE WALT: Make targets and a plan to achieve them.</p> <p>Watch the video. Complete the target sheet.</p> <p>Write a list of all the things that you are good at. Now think about what you would like to get better at. How can you achieve that? What practise and effort do you need to put in to achieve this goal?</p>	<p>DT WALT: Use the basic principles of a healthy and varied diet to plan and prepare dishes.</p> <p>Dinosaur biscuits: Make and bake your biscuits today. Ask your family to taste test them giving them marks out of 10 for flavour, appearance and texture. Does it snap or is it soft?</p> <p>For an extra challenge, choose two different flavours to make and bake and ask your family to vote on which flavour they prefer. Give marks</p>

	<p>"He looked for a chocolate bar in the cupboard". Write this sentence, dictated by an adult. Explain to the children that the letters 'ed' can sound /t/. Examples are 'looked', 'called' and 'asked'. Can they think of any others to record?</p> <p>Y2: Unit 29 Open Lesson and Revision - Suffix ending: '-s' (as plural morpheme)</p> <p>Then login to spelling shed.</p> <p>Spelling shed: https://www.edshed.com/en-gb/login</p>	<p>their areas needing developing.</p> <p>Reception - complete same task as Y1/2. Draw a picture of their pet and get an adult to scribe for them how to look after it. Can they label the pet and try to write a sentence about how to look after their pet?</p>	<p>https://whiterosemaths.com/homelearning/year-1/spring-week-4-number-addition-and-subtraction-within-20/</p> <p>Then complete the worksheet. Use your numberline to help you. If this is tricky, try using bits of pasta or counters on a ten frame.</p> <p>Y2: https://whiterosemaths.com/homelearning/year-2/spring-week-4-number-multiplication-and-division-2/</p> <p>Watch the video - Divide by 2 and complete the worksheet.</p>	<p>Guided Reading: Y1: 1.15pm R: 1.45pm</p>	<p>out of 10 for flavour, appearance and texture.</p>
<p>Friday Live Meet: 9.05 am</p>	<p>Phonics/Spelling https://www.activelearnprimary.co.uk/login?e=-610&c=0#bugclub_phonics R: Unit 8 Language Irregular Lesson Then open the Unit 8 Language Lesson. Think of sentences with the words: "they" and "she" Y1: Unit 15 Language Lesson.</p>	<p>English</p> <p>Reception: Teacher Video or live lesson? You will need a piece of blue fabric, the Crocodile picture card and the Phoneme word cards or magnetic letters. Adult needs to explain that you are going to play a game of Cross the River. The rules</p>	<p>Maths R: https://whiterosemaths.com/homelearning/early-years/growing-6-7-8-week-3/</p> <p>Measuring time. Use a timer (on the oven or your phone) What can you do in 1 minute? How many jumps? How many times can you write your name? How many blocks can you</p>	<p>Science WALT: To Identify and name a variety of common animals that are carnivores, herbivores and omnivores. Watch the teacher video. Use the non-fiction text to find out how to sort the animals according to</p>	<p>PE/Mental health and wellbeing</p> <p>Look at the timetable in the PE folder on google classroom and choose some activities from here.</p> <p>OR: You could go on a daily walk or bike ride</p>

	<p>Play unit 14 assessment games Recap this week's learning Y2: Complete the worksheet Unit 29 Suffix plural 's' - as a follow up from yesterday's lesson.</p> <p>Spelling shed: https://www.edshed.com/en-gb/login</p> <p>New Spellings set today! Who can get to Royal bee status first?</p>	<p>of the game are that the only way to cross the river is to feed the crocodile a three-sound word. Model making a word with the Phoneme word cards and giving it to the crocodile. If they have made a word, they can jump over the river. Provide support by reducing the amount of phoneme cards that the children have to choose from, or offer the Make a word picture cards to help children think of a word to spell.</p> <p>Y1 - Same task as Reception but use e-e, ie, y spellings.</p> <p>Y2 - Same task but use words using the suffix 's' and 'es'.</p>	<p>place in a tower? Do some activities take longer or less time than others? Y1: Watch the warm up video the click on 'Subtract by crossing 10' the second video. https://whiterosemaths.com/homelearning/year-1/spring-week-4-number-addition-and-subtraction-within-20/</p> <p>Complete the worksheet then have a go at the subtraction grid game. Click on subtract up to 20. https://www.topmarks.co.uk/maths-games/subtraction-grids</p> <p>Y2: Complete the nrich activity - https://nrich.maths.org/7431</p> <p>Largest Even - Age 5 to 7 Challenge Level</p> <p>I have a pile of nine digit cards numbered 1 to 9</p> <p>I take one of the cards. It is the 3</p> <p>Which card would you choose to go with the 3 so you could make the largest possible two-digit even number with the two cards?</p> <p>We put the cards back in the pile. This time, I choose the</p>	<p>their diet. Are they a carnivore, herbivore or omnivore? Y2: Research further by comparing two carnivores such as an owl and a cat. Both eat mice but an owl has a beak and a cat has teeth.</p> <p>Think about what the words carnivore, herbivore and omnivore mean. Write a list of carnivores, omnivores and herbivore animals. Go on an animal or creature hunt can you see what they are eating? If you watch the birds, try and see what they are eating. Compare a buzzard or an owl with a cat. They are both carnivores and eat mice, but cats have sharp teeth and owls have beaks.</p>	<p>with your family, try and explore a nearby footpath or try a different route.</p> <p>Have fun! Upload some photos on google classroom.</p>
--	---	---	---	--	---

6

Which card would you choose this time to go with the 6 to make the largest possible two-digit even number?

Have a go at this with a partner. One of you chooses the first digit from the set of cards. The second person then chooses a card to make the largest possible two-digit even number. You can then swap over.

Try it several times so you are sure you have a good method. Talk about your ideas with your partner so you agree together on a 'best' method.

How would your strategy change if you had to make the largest two-digit odd number?