



# Learning from Home



Class 2  
Wk beg:  
25<sup>th</sup> Jan  
'20

**Our Key Learning Behaviour this week is the Tortoise's behaviour: perseverance.**

## Perseverance

Keep trying and never give up even when learning is difficult. A tortoise is slow but they persevere and get there in the end.



Lots of you have demonstrated this behaviour already by persevering to solve problems, complete and upload your work from home.

This week, we will be persevering to complete our Invent Writing in our current Literacy sequence, as well as completing the Elicitation task for the next sequence. So get those pencils sharpened, folks!

We will also demonstrate perseverance in working on our ongoing Computer project and persevering with some tricky Maths problems.

I wonder if you will be able to find and record some other examples of perseverance in your home learning this week? See the record sheet below the grid. Do send it back to us when it is completed.

**Daily  
Dashboard  
(10-  
15mins)**







**Spelling (30  
mins)**




**Reading (30  
mins)**




**Writing (1 hour)**

**Maths (45 mins)**




**Afternoon Project  
When finished each day**

<p><b>Monday</b></p> <p><b>Collective Worship</b></p> <p>You will find a link to today's Collective Worship, led by Mrs Bartlett, on the Google Classroom.</p>	<p>There is a presentation on the Google Classroom to guide you through today's Daily Dashboard.</p>	<p></p> <p><a href="https://www.edshed.com/en-gb/login">https://www.edshed.com/en-gb/login</a></p> <p>Practise the spellings set for you in 'Assignments'. Then practise the statutory words for your age group.</p> <p><b>Year 3</b>, please complete today's <b>Phonics revision</b> lesson on Bug Club Phonics and then spend any remaining time on Spelling Shed. Use <a href="#">Unit 14 /ai/ as 'eigh', 'ey', 'ei' Revision</a> to revise from last week. Today's lesson is <a href="#">Unit 15 /ee/ as 'ea' Lesson</a>.</p>	<p></p> <p><a href="https://www.activelearnprimary.co.uk/login?c=0">https://www.activelearnprimary.co.uk/login?c=0</a></p>	<p><b>This week's Literacy lessons will be posted on Google Classrooms by 8.30am each morning.</b></p> <p>In today's lesson, we will be consolidating Friday's work on hyphens and dashes Y5/6) and possessive apostrophes (Y3/4) by completing some activities from <a href="#">spag.com</a> and Bug Club Grammar and Punctuation.</p>	<p><b>Warm up with</b></p> <p></p> <p><b>Year 3</b> <a href="https://classroom.thenational.academy/lessons/fractions-subtracting-fractions-with-the-same-denominator-c9jker">https://classroom.thenational.academy/lessons/fractions-subtracting-fractions-with-the-same-denominator-c9jker</a></p> <p><b>Year 4</b> <a href="https://classroom.thenational.academy/lessons/build-and-compare-different-wholes-from-the-same-unit-fractions-that-represent-the-same-length-70tk0t">https://classroom.thenational.academy/lessons/build-and-compare-different-wholes-from-the-same-unit-fractions-that-represent-the-same-length-70tk0t</a></p> <p><b>Year 5</b> <a href="https://classroom.thenational.academy/lessons/fractions-and-division-part-2-6dgk4e">https://classroom.thenational.academy/lessons/fractions-and-division-part-2-6dgk4e</a></p> <p><b>Year 6</b> <a href="https://classroom.thenational.academy/lessons/fractions-solve-fraction-problems-with-the-four-operations-cgrk0d">https://classroom.thenational.academy/lessons/fractions-solve-fraction-problems-with-the-four-operations-cgrk0d</a></p> <p>I will be assigning some extension tasks, for Year 6 in particular, on the Google Classroom</p>	<p><b>PE</b> <a href="https://www.youtube.com/channel/UCLNV8D56t6RV0wbsPnbnYeA">https://www.youtube.com/channel/UCLNV8D56t6RV0wbsPnbnYeA</a> or see the grid of activities on the Google Classroom.</p> <p><b>RE</b> See Google Classroom.</p> <p>Many Christian people see Jesus as bringing a new covenant — a new relationship with God. His teachings and actions showed how to live. Look at the two greatest commandments Jesus reminds listeners of in Matthew 22:37–40. Can you spot links between these and the Ten Commandments? Investigate a Christian charity that seeks to bring freedom and justice, such as Tear Fund, Christian Aid or Toybox. Write a paragraph or two for their website to encourage Christians in the UK to support their work. What ideas from their learning so far would they use to persuade supporters? Make links with the story of Moses, the children of Israel, the Ten Commandments and Jesus' two great commandments.</p> <p><b>Story</b> Watch the next installment of our class novel, 'How to Train Your Dragon', which you will find on the Google Classroom.</p>
<p><b>Tuesday</b></p>	<p>There is a presentation on the Google Classroom to guide you through today's Daily</p>	<p></p> <p><a href="https://www.edshed.com/en-gb/login">https://www.edshed.com/en-gb/login</a></p>	<p></p>	<p><b>This week's Literacy lessons will be posted on Google Classrooms by 8.30am each morning.</b></p> <p>In today's lesson we will take a break from the current</p>	<p><b>Warm up with</b></p> <p></p> <p><b>Year 3</b> <a href="https://classroom.thenational.academy/lessons/fractions-">https://classroom.thenational.academy/lessons/fractions-</a></p>	<p><b>History</b> See Google Classroom.</p> <p>Start with the BBC Bitesize lesson: Who was Alfred the Great? <a href="https://www.bbc.co.uk/bitesize/topics/zxsbcdm/article/z9tdq6f">https://www.bbc.co.uk/bitesize/topics/zxsbcdm/article/z9tdq6f</a></p>

	Dashboard.	<p>Practise the spellings set for you in 'Assignments'. Then practise the statutory words for your age group.</p> <p><b>Year 3</b>, please complete today's <b>Phonics revision</b> lesson on Bug Club Phonics and then spend any remaining time on Spelling Shed. Use <a href="#">Unit 15 /ee/ as 'ea' Revision</a> to revise yesterday's learning. Today's lesson is <a href="#">Unit 15 /ee/ as 'e-e' Lesson</a>.</p>	<a href="https://www.activelearnprimary.co.uk/login?c=0">https://www.activelearnprimary.co.uk/login?c=0</a>	<p>sequence of work on 'How to Be a Viking' and 'How to Train Your Dragon' to complete the Elicitation task for the next sequence of work, which will be based on the book 'Dare to Care: Pet Dragon' by M.P.Robertson and Sally Symes. To prepare for this sequence, I would like you to write part of an information pamphlet on how to look after a particular pet or animal. This could be a pet you already own or one you would like to have. Watch the RSPCA video at <a href="#">What do pets need? - YouTube</a> for some ideas. Think carefully about how you will organise and set out your information page. How will you use headings and subheadings? What would you include in the introduction?</p>	<p><a href="#">revising-fractions-6wtkac</a></p> <p><b>Year 4</b>  <a href="https://classroom.thenational.academy/lessons/build-and-compare-different-wholes-from-the-same-unit-fractions-that-represent-the-same-length-70tk0t">https://classroom.thenational.academy/lessons/build-and-compare-different-wholes-from-the-same-unit-fractions-that-represent-the-same-length-70tk0t</a></p> <p><b>Year 5</b>  <a href="https://classroom.thenational.academy/lessons/converting-between-proper-and-improper-fractions-cmuk6c">https://classroom.thenational.academy/lessons/converting-between-proper-and-improper-fractions-cmuk6c</a></p> <p><b>Year 6</b>  <a href="https://classroom.thenational.academy/lessons/decimals-and-measures-to-generate-and-describe-linear-number-6xh3je">https://classroom.thenational.academy/lessons/decimals-and-measures-to-generate-and-describe-linear-number-6xh3je</a></p>	<p>Investigate some of the famous kings of Anglo-Saxon times and their achievements. Write a brief summary or fact file about each of the kings.</p> <p style="text-align: center;"><b>Music</b></p> <p>Watch a drama video, learn a song about Alfred the Great and learn more about the famous king:  <a href="https://www.bbc.co.uk/teach/school-radio/history-ks2-anglo-saxons-alfred-the-great/zmwbbdm#:~:text=Alfred%20the%20Great,Alfred%20was%20in%20his%20early%2020s%20when%20he%20became%20king,was%20conflct%20with%20the%20Vikings.&amp;text=Alfred%20gathers%20his%20strength%20and,becomes%20known%20as%20the%20Danelaw">https://www.bbc.co.uk/teach/school-radio/history-ks2-anglo-saxons-alfred-the-great/zmwbbdm#:~:text=Alfred%20the%20Great,Alfred%20was%20in%20his%20early%2020s%20when%20he%20became%20king,was%20conflct%20with%20the%20Vikings.&amp;text=Alfred%20gathers%20his%20strength%20and,becomes%20known%20as%20the%20Danelaw</a></p>
<p><b>Wednesday</b></p> <p><b>Collective Worship</b></p> <p><a href="https://www.churchofengland.org/our-faith/faith-home/faith-home-videos/collective-worship-primary-schools-feelings-s2e4">https://www.churchofengland.org/our-faith/faith-home/faith-home-videos/collective-worship-primary-schools-feelings-s2e4</a></p>	<p>There is a presentation on the Google Classroom to guide you through today's Daily Dashboard.</p>	<p>  <a href="https://www.edshed.com/en-gb/login">https://www.edshed.com/en-gb/login</a></p> <p>Practise the spellings set for you in 'Assignments'. Then practise the statutory words for your age group.</p> <p><b>Year 3</b>, please complete today's <b>Phonics revision</b> lesson on Bug Club Phonics and then spend any remaining time on Spelling Shed. Use <a href="#">Unit 15 /ee/ as 'e-'</a></p>	<p>  <a href="https://www.activelearnprimary.co.uk/login?c=0">https://www.activelearnprimary.co.uk/login?c=0</a></p>	<p><b>This week's Literacy lessons will be posted on Google Classrooms by 8.30am each morning.</b></p> <p>In today's lesson, we will use the plans prepared last week and begin to write our stories. Today, you should introduce your main character and introduce their dilemma. Try to get to the part of the story where they seek advice from a trusted person. Remember to apply all the techniques you have learned in this sequence for describing a character, imitating some of the sentence structures of Cressida Cowell as we have practised. You may also need to apply your learning from</p>	<p><b>Warm up with</b>  </p> <p><b>Year 3</b>  <a href="https://classroom.thenational.academy/lessons/recall-in-g-the-3-times-table-c8tp4d">https://classroom.thenational.academy/lessons/recall-in-g-the-3-times-table-c8tp4d</a></p> <p><b>Year 4</b>  <a href="https://classroom.thenational.academy/lessons/build-and-compare-different-wholes-from-the-same-unit-fractions-that-represent-different-lengths-74tp4r">https://classroom.thenational.academy/lessons/build-and-compare-different-wholes-from-the-same-unit-fractions-that-represent-different-lengths-74tp4r</a></p> <p><b>Year 5</b>  <a href="https://classroom.thenational.academy/lessons/understanding-fractions-equivalent-fractions-chh6cd">https://classroom.thenational.academy/lessons/understanding-fractions-equivalent-fractions-chh6cd</a></p>	<p style="text-align: center;"><b>Art</b></p> <p>In this week's Art lesson, you should complete and/or print the models you began to make in the last lesson. Using these and other beads made of clay, shell or wood (let me know if you would like to pick up a pack of materials from school) design and make an Anglo-Saxon style necklace.</p> <p style="text-align: center;"><b>Computing</b></p> <p>This lesson will be on Google Classrooms by Wednesday.</p> <p>Continue to make your virtual museum using Google Slides. In this lesson, you should ensure that you have at least 5 items in your Museum, with relevant facts about each one. Experiment with design features, such as fonts and backgrounds. You may wish to add some animation to your pages, such as additional text or images that 'fly in' or appear. We will also explore how to record and insert sound files using Google Audio.</p>

		<p><a href="#">e' Revision</a> to reinforce yesterday's lesson.</p> <p>Today's lesson is <a href="#">Unit 15 /ee/ as 'ie', 'ey', 'y' Lesson</a></p>		<p>our previous narrative sequence in which we learnt a range of techniques for describing a setting. You should try to achieve a balance of action, description and dialogue in your story.</p>	<p><b>Year 6</b>  <a href="https://classroom.thenational.academy/lessons/decimals-and-measures-standard-units-cdj0r">https://classroom.thenational.academy/lessons/decimals-and-measures-standard-units-cdj0r</a></p>	
<b>Thursday</b>	<p>There is a presentation on the Google Classroom to guide you through today's Daily Dashboard.</p>	<p>  <a href="https://www.edshed.com/en-gb/login">https://www.edshed.com/en-gb/login</a></p> <p>Practise the spellings set for you in 'Assignments'. Then practise the statutory words for your age group.</p> <p><b>Year 3</b>, please complete today's <b>Phonics revision</b> lesson on Bug Club Phonics and then spend any remaining time on Spelling Shed.</p> <p>Use <a href="#">Unit 15 /ee/ as 'ie', 'ey', 'y' Revision</a> to reinforce yesterday's learning.</p> <p>Today's lesson is <a href="#">Unit 15 Language Irregular</a> and <a href="#">Unit 15 Language Lesson</a>.</p>	<p>  <a href="https://www.activelearnprimary.co.uk/login?c=0">https://www.activelearnprimary.co.uk/login?c=0</a></p>	<p><b>This week's Literacy lessons will be posted on Google Classrooms by 8.30am each morning.</b></p> <p>In today's lesson, we will try to complete the writing of the story we planned last week. Consider carefully how you will make the writing exciting to read, using a range of sentence structures and balancing action, dialogue and description. Remember to start a new paragraph whenever there is a change of scene, character, place or time etc.</p> <p>Keep reading your work back as you write to check that it makes clear sense.</p> <p>Year 3 and 4 – try to ensure you continue to use a range of sentence structures, linking clauses with a range of conjunctions (eg. <i>when, although, while, until, as, since,</i> ) and include fronted adverbials to say more about <i>how, when</i> or <i>where</i> the action happens, ensuring that you start sentences in a range of ways.</p>	<p><b>Warm up with</b>  </p> <p><b>Year 3</b>  <a href="https://classroom.thenational.academy/lessons/recalling-the-4-times-table-cmt64e">https://classroom.thenational.academy/lessons/recalling-the-4-times-table-cmt64e</a></p> <p><b>Year 4</b>  <a href="https://classroom.thenational.academy/lessons/build-and-compare-different-wholes-from-different-unit-fractions-that-represent-the-same-quantity-cdk3jd">https://classroom.thenational.academy/lessons/build-and-compare-different-wholes-from-different-unit-fractions-that-represent-the-same-quantity-cdk3jd</a></p> <p><b>Year 5</b>  <a href="https://classroom.thenational.academy/lessons/add-and-subtract-fractions-with-the-same-denominator-6nk3jc">https://classroom.thenational.academy/lessons/add-and-subtract-fractions-with-the-same-denominator-6nk3jc</a></p> <p><b>Year 6</b>  <a href="https://classroom.thenational.academy/lessons/decimals-and-measures-convert-standard-lengths-60tkad">https://classroom.thenational.academy/lessons/decimals-and-measures-convert-standard-lengths-60tkad</a></p>	<p><b>Science</b></p> <p>This lesson will be on Google Classrooms.</p> <p>Start by using the BBC Bitesize lesson to explore, 'What are classification keys?'  <a href="https://www.bbc.co.uk/bitesize/topics/zxj6sg/articles/z9cbcwx">https://www.bbc.co.uk/bitesize/topics/zxj6sg/articles/z9cbcwx</a></p> <p>In this lesson, you will be using a range of animal cards/ pictures, generating appropriate questions, writing them on sticky notes or cards and organising your cards and questions into position to construct a working key.</p> <p>Twinkl Go lesson: Classification Keys  <a href="https://www.twinkl.co.uk/go/RM2546">https://www.twinkl.co.uk/go/RM2546</a></p>



<p><b>Friday</b></p> <p><b>Collective Worship</b> On the Google Classroom, you will find a link to this term's Reflective Journal pages. This week, try to complete the 'Mirror' page.</p>	<p>There is a presentation on the Google Classroom to guide you through today's Daily Dashboard.</p>	<p>  <a href="https://www.edshed.com/en-gb/login">https://www.edshed.com/en-gb/login</a></p> <p>Practise the spellings set for you in 'Assignments'. Then practise the statutory words for your age group.</p> <p><b>Year 3</b>, please complete today's <b>Phonics revision</b> lesson on Bug Club Phonics and then spend any remaining time on Spelling Shed. Today's lesson is <a href="#">Unit 15 Assessment (ea, e-e, ie, ey, y (long e)) Listening, Unit 15 Assessment (ea, e-e, ie, ey, y (long e)) Sound sort, then Unit 15 Assessment (ea, e-e, ie, ey, y (long e)) Spelling and Unit 15 Assessment (ea, e-e, ie, ey, y (long e)) Pseudo-words</a></p>	<p>  <a href="https://www.activelearnprimary.co.uk/login?c=0">https://www.activelearnprimary.co.uk/login?c=0</a></p>	<p><b>This week's Literacy lessons will be posted on Google Classrooms by 8.30am each morning.</b></p> <p>In today's lesson, you should ensure that your story is completed. You should then proof read carefully to check the accuracy of spellings and punctuation. You should edit and redraft and parts of the story that you think you can improve, checking for <b>text cohesion</b> throughout and ensuring that the different sections of the story re linked with suitable adverbials so that the story flows from beginning to end. You should try to get someone else to read your story and give you feedback – perhaps you could call a friend and read them your story. Ask them to give you some constructive feedback. Then, please send your completed work to me so that I can mark it, assess your progress and give you feedback regarding your progress and targets.</p>	<p><b>Warm up with</b>  </p> <p><b>Year 3</b>  <a href="https://classroom.thenational.academy/lessons/using-arrays-to-represent-the-3-and-4-times-tables-6xk38r">https://classroom.thenational.academy/lessons/using-arrays-to-represent-the-3-and-4-times-tables-6xk38r</a></p> <p><b>Year 4</b>  <a href="https://classroom.thenational.academy/lessons/build-and-compare-different-wholes-from-different-unit-fractions-that-represent-different-quantities-6rt3ec">https://classroom.thenational.academy/lessons/build-and-compare-different-wholes-from-different-unit-fractions-that-represent-different-quantities-6rt3ec</a></p> <p><b>Year 5</b>  <a href="https://classroom.thenational.academy/lessons/add-and-subtract-fractions-with-a-common-denominator-68vpae">https://classroom.thenational.academy/lessons/add-and-subtract-fractions-with-a-common-denominator-68vpae</a></p> <p><b>Year 6</b>  <a href="https://classroom.thenational.academy/lessons/decimals-and-measures-solving-problems-with-length-cdk32e">https://classroom.thenational.academy/lessons/decimals-and-measures-solving-problems-with-length-cdk32e</a></p>	<p><b>French</b>  This lesson will be on Google Classrooms. In this lesson, we will consolidate our recent learning and practice talking about pets in French.</p> <p>Twinkl Go lesson: As-tu un animal?  <a href="https://www.twinkl.co.uk/go">https://www.twinkl.co.uk/go</a>  <b>RM6095</b></p> <p><b>PSHE</b>  This lesson will be on Google Classrooms.</p> <p>In this lesson, we will learn to consider spending priorities when deciding how to use our money and we will learn what a budget is. We will practise making choices about how to spend money, using a role play exercise.</p> <p>Twinkl Go lesson: Money Matters lesson 4: Priorities  <a href="https://www.twinkl.co.uk/go">https://www.twinkl.co.uk/go</a>  <b>RM1028</b></p>
--	--	--	---	---	---	--

## Perseverance

Keep trying and never give up even when learning is difficult. A tortoise is slow but they persevere and get there in the end.



\_\_\_\_\_ has behaved like a 'Tortoise' at home by...