


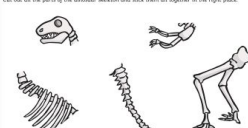


# Learning from Home



Class 1 Wk beg: 1st March 2021	Lesson One	Lesson Two	Lesson Three	Lesson Four	Lesson Five
<b>Learning Behaviour Focus</b>	<p>This week our Learning Behaviour focus is 'Noticing'. We are looking for you to notice things like patterns and details when you are learning. An owl has excellent eyesight and can turn his head all the way around. They see and notice everything.</p> <p>If you notice your child doing this at home please fill in the 'Noticing' slip attached in Google classroom and upload it with their work. We will reward children with a sticker slip on Friday.</p> <p><b>**Please note: the activities in red are provided for you in case your internet goes down, meaning you can not access google classroom and require alternatives. Maths - you have your Power Maths book so could find the day's topic from the contents page and complete that page as an alternative.</b></p>				<p><b>Noticing</b></p> <p><small>You notice things like patterns and details when you are learning. An owl has excellent eye sight and can turn his head all the way around. They see and notice everything.</small></p> 
<b>Monday</b> <b>Live Meet:</b> <b>9.15 am</b>	<b>Phonics/Spelling</b> <b>R:</b> <a href="https://www.bbc.co.uk/bitesize/topics/zf2yf4j/articles/zdrd8xs">https://www.bbc.co.uk/bitesize/topics/zf2yf4j/articles/zdrd8xs</a> <p>Watch this bbc clip showing a song about phase 2 tricky words to learn.</p> <p>Play the splat game either with fly squatters and post-it notes or ask an adult to write on paving slabs in chalk and jump to the word that is called out.</p>	<b>English</b> <b>WALT:</b> R: To blend to read CVC words including some phase 3 digraphs. Y1: To discuss and answer questions about books. Y2: To explain and discuss their understanding of books, poems and other material  <b>TASK:</b> R - Phonics game - <a href="https://www.phonicsbloom.com/uk/game/yes-no-yeti?phase=3">https://www.phonicsbloom.com/uk/game/yes-no-yeti?phase=3</a>	<b>Maths</b> <b>R:</b> Watch session 1: <a href="https://whiterosemaths.com/homelearning/early-years/building-9-10-week-2/">https://whiterosemaths.com/homelearning/early-years/building-9-10-week-2/</a> Then sing a rhyme that counts backwards, such as ten in the bed. Use 10 toys to act out the rhyme as you sing. Then order the numerals from 10 counting backwards to 1.  Y1: Watch the warm up video on google classroom then watch the	<b>RE/UW</b> <b>YR/1/2:</b> <b>WALT:</b> To think about why a palm cross would be important to Christians and how it links with the Easter story?  Watch this bbc bitesize video explaining the significance of Palm Sunday.	<b>PE/Mental Health and Wellbeing</b> Please complete the virtual PE lesson from Exeter City, found on Google Classroom.  The 6-week theme is fitness and fundamental movements. The

	<p>Choose from these tricky words: I, no, go, to, me, by, my, the, on</p> <p><b>Y1:</b>  <a href="https://www.activelearnprimary.co.uk/login?e=-610&amp;c=0#bugclub_phonics">https://www.activelearnprimary.co.uk/login?e=-610&amp;c=0#bugclub_phonics</a>  Open Unit 17 /oa/ as 'ow' Revision and Lesson.  Alternative activity: Record as many words as you can that rhyme with flow? 'ow' is used at the end of a word or before n at the end of a word.</p> <p><b>Y2:</b> Unit 29 Suffix 'es' after 'ch', 'sh', 'tch' Revision and Lesson</p> <p>Follow-up sheet to be completed in tomorrow's session.</p> <p>Alternative activity: Explain that we use 'es' after 'ch', 'sh' and 'tch', as in "church/churches", "dish/dishes", "ditch/ditches". Can you write a sentences containing these words and find anymore</p> <p>Also spelling shed:  <a href="https://www.edshed.com/en-gb/login">https://www.edshed.com/en-gb/login</a></p>	<p>Choose one of the phase 3 phonics games. E.g. Yes/No Yeti.</p> <p>If possible, can you wash one of your pets and discuss the difficulties with your grown up? We would love to hear how you got on!</p> <p>Y1/2 - Watch the teacher video explaining how to complete a 'writerly knowledge chart', which helps us to further understand the key features of the story, 'How to wash a Woolly Mammoth'.</p> <p>TASK: then open up your google document from the classroom and complete as much as the grid as you can.</p> <p>Use the powerpoint of the story to help you.</p>	<p>bbc bitesize lessons about numbers to 50.</p> <p><a href="https://www.bbc.co.uk/bitesize/articles/zcsftrd">https://www.bbc.co.uk/bitesize/articles/zcsftrd</a></p> <p>Complete the activities and worksheet.</p> <p>Y2: Watch the warm up video on google classroom, then watch the white rose video 'Make Tally Charts activity' and complete the activities suggested on the video. No work sheet attached, but please photograph your work for us to see. You will be making your own tally charts.</p> <p><a href="https://whiterosemaths.com/homelearning/year-2/spring-week-5-statistics/">https://whiterosemaths.com/homelearning/year-2/spring-week-5-statistics/</a></p>	<p><a href="https://www.bbc.co.uk/bitesize/clips/zy2hyrd">https://www.bbc.co.uk/bitesize/clips/zy2hyrd</a></p> <p>Then read through the information from CBBC Newsround talking about how Palm Sunday was celebrated around the world last year in 2020.</p> <p><a href="https://www.bbc.co.uk/newsround/52173244">https://www.bbc.co.uk/newsround/52173244</a></p> <p>Have a go at making a palm cross out of paper or card, following the instructions on Google Classroom. Then think about comparing the palm cross with a palm leaf.</p> <p>Can you notice how the leaf has changed shape? What has it been made into? Think about how the palm cross reminds Christians that, although the crowds welcomed Jesus, some people were jealous of him — and,</p>	<p>video is broken down into a warm up, main session and challenge.</p> <p>Alternative activity: Can you make up an obstacle course for your family to complete? See if you can involve throwing and catching skills and lots of different ways of moving from different markers.</p>
--	--	--	--	--	---

	See extra spelling activities on google classroom. Try to get to Royal bee status on spelling shed by the end of the week.			a week later, Jesus was arrested and killed on a cross.	
<p>Tuesday</p> <p><b>Live Meet: 9.15 am English lesson.</b></p>	<p><b>Phonics/ Spelling</b></p> <p><a href="https://www.activelearnprimary.co.uk/login?e=-610&amp;c=0#bugclub_phonics">https://www.activelearnprimary.co.uk/login?e=-610&amp;c=0#bugclub_phonics</a></p> <p><b>R:</b> Unit 9: Phoneme /oo/ (short) written as 'oo'</p> <p><a href="https://www.bbc.co.uk/iplayer/episode/b01py6g1/alpha_blocks-series-3-18-book">https://www.bbc.co.uk/iplayer/episode/b01py6g1/alpha_blocks-series-3-18-book</a></p> <p>Alternative activity: Practise writing the digraph 'oo'. Spell: book, shook, took and any other words you can think of with the digraph short 'oo' sound.</p> <p><b>Y1:</b> Unit 17 /oa/ as 'o-e' Revision and Lesson</p> <p>Alternative activity: Practise writing the digraph 'o_e'. Spell:, 'home', 'hope', 'rose' and any other words you</p>	<p><b>English - LIVE LESSON</b></p> <p>WALT: R: To ask and answer questions about books. Y1/Y2: To change a text map with pictures and key vocabulary.</p> <p>Together, we will look through a power-point, showing photographs of Catharine trying to clean her 'naughty spaniel'. Then we will start to change the Woolly Mammoth story map to cleaning a naughty spaniel.</p> <p>You will need a printed copy of the story map to adjust.</p> <p>TASK after live lesson:</p> <p><b>Y1 and Y2:</b> change the story map to 'how to clean a naughty spaniel'.</p> <p><b>Reception:</b> Design different hairstyles when washing the spaniel's hair, just like in the Woolly Mammoth story.</p> <p>Can you draw a picture of the different hair styles and label them? E.g - the mullet, pig-tails, bow, punk!</p>	<p><b>Maths</b></p> <p><b>R:</b> Watch session 2: <a href="https://whiterosemaths.com/home/earning/early-years/building-9-10-week-2/">https://whiterosemaths.com/home/earning/early-years/building-9-10-week-2/</a></p> <p>Then grab a handful of objects like pasta shapes or pegs. How many do you have? Ask another family member to grab a handful too. Do they have more or less than you? If they have more, what amount could they have? Use the numberline in google classroom.</p> <p>Then: Watch the numberblocks: Nine: <a href="https://www.bbc.co.uk/iplayer/episode/b08phbzc/numberblocks-series-2-nine?seriesId=b0bl5v3r">https://www.bbc.co.uk/iplayer/episode/b08phbzc/numberblocks-series-2-nine?seriesId=b0bl5v3r</a></p> <p>Y1: Watch the warm up video on google classroom then watch the numbers to 50 video on the white rose website. <a href="https://whiterosemaths.com/hom">https://whiterosemaths.com/hom</a></p>	<p><b>History</b></p> <p>Follow the link to watch where William Whiskerson is going to find out about fossils. <a href="https://www.bbc.co.uk/teach/class-clips-video/geography-ks1-ks2-fossil-hunting-along-the-jurassic-coast/zbbkrmn">https://www.bbc.co.uk/teach/class-clips-video/geography-ks1-ks2-fossil-hunting-along-the-jurassic-coast/zbbkrmn</a></p> <p>If you can, print out the dinosaur skeleton in Google Classroom. Now, cut it out and stick it onto a piece of paper correctly.</p> <p><small>Dinosaur Skeleton Cut and Stick Cut out all the parts of the dinosaur skeleton and stick them all together in the right place.</small></p>  <p>If you can't print</p>	<p><b>Mental Health</b></p> <p>Enjoy colouring together with these relaxing patterns.</p> <p>You can download some from this website. <a href="https://familyresource.eci.org.uk/download/Colouring-Book-for-Boys-Girls.pdf">https://familyresource.eci.org.uk/download/Colouring-Book-for-Boys-Girls.pdf</a></p>


	<p>can think of with the split vowel digraph 'o_e'</p> <p><a href="https://www.bbc.co.uk/iplayer/episode/b00qzkzw/alpha-blocks-series-1-17-note">https://www.bbc.co.uk/iplayer/episode/b00qzkzw/alpha-blocks-series-1-17-note</a></p> <p><b>Y2:</b> Complete follow up sheet from yesterday's lesson, found on Google Classroom.</p> <p>Alternative activity: Look through a book at home and see how many words you can find with the suffixes: es, after ch, sh and tch.</p> <p>Then login to spelling shed.</p> <p>spelling shed:  <a href="https://www.edshed.com/en-gb/login">https://www.edshed.com/en-gb/login</a></p>		<p><a href="https://www.whiterosemaths.com/homelearning/year-1/spring-week-5-number-place-value-within-50/">elearning/year-1/spring-week-5-number-place-value-within-50/</a></p> <p>Then complete the worksheet.</p> <p>Y2: Watch the warm up video on google classroom, then watch the white rose video 'Make Tally Charts' and complete the worksheet attached.</p> <p><a href="https://www.whiterosemaths.com/homelearning/year-2/spring-week-5-statistics/">https://whiterosemaths.com/homelearning/year-2/spring-week-5-statistics/</a></p>	<p>this to cut and stick, can you draw a fossil, maybe an ammonite.</p>	
--	---	--	--	---	--

<p>Wednesday <b>Live Meet: 9:15 am</b>  <b>(English lesson)</b></p>	<p><b>Phonics/ Spelling</b>  <a href="https://www.activelearnprimary.co.uk/login?e=-610&amp;c=0#bugclub_phonics">https://www.activelearnprimary.co.uk/login?e=-610&amp;c=0#bugclub_phonics</a>  <b>R:</b> Open the Unit 9 Language Irregular screen and Unit 9 Language Lesson.  <b>Learning intentions are to:</b> <ul style="list-style-type: none"> <li>learn to read and spell the irregular words “we” and “are”</li> <li>learn to read and spell short captions</li> </ul>           Complete attached sheet.   <b>Alternative activity:</b> Use large chalk to write the words: ‘we’ and ‘are’ outside on the paving slabs. An adult could write them in chalk and you could go over the letters with a damp cloth to practise forming the letters correctly.   <b>Y1:</b> Open Unit 17 /oa/ as ‘o’, ‘oe’ Revision and Lesson   <b>Alternative activity:</b> Can you write a sentence containing         </p>	<p><b>English - LIVE LESSON</b>   <b>WALT:</b>            R: To segment words to spell. To orally rehearse a sentence before writing.            Y1: To use imperative verbs in a sentence.            Y2: To use imperative verbs and adverbs in sentences.   <b>Live lesson:</b> We will look at which parts of cleaning a naughty spaniel is particularly difficult and describe them. Together, we will think of funny ways to entice a spaniel into the bath! E.g. dog bones, biscuits, bouncy ball, sock to chew.             We will also think of a warning--What will be need to be careful not to get shampoo in ..... their eyes or in their mouth? They might try and escape out of the window and up a tree!             What do you need to warn your reader about? Shaking all their wet fur everywhere?!         </p>	<p><b>Maths</b>  <b>R:</b> Watch session 3:  <a href="https://whiterosemaths.com/homelearning/early-years/building-9-10-week-2/">https://whiterosemaths.com/homelearning/early-years/building-9-10-week-2/</a>            Complete the domino game attached in google classroom then watch the numberblocks: Ten:  <a href="https://www.bbc.co.uk/iplayer/episode/b08phr1q/numberblocks-series-2-ten?seriesId=b0bl5v3r">https://www.bbc.co.uk/iplayer/episode/b08phr1q/numberblocks-series-2-ten?seriesId=b0bl5v3r</a>            Y1: Watch the warm up video on google classroom then watch the counting forwards and backwards within 50 video on the white rose website.  <a href="https://whiterosemaths.com/homelearning/year-1/spring-week-5-number-place-value-within-50/">https://whiterosemaths.com/homelearning/year-1/spring-week-5-number-place-value-within-50/</a>             Then complete the worksheet.             Y2: Watch the warm up video on google classroom, then watch the white rose video ‘Draw pictograms 1:1 activity’ and complete the activities suggested on the video. No work sheet attached, but please photograph your work for us to see. You will be making your own pictograms.         </p>	<p><b>Music/ Computing</b>   <b>Reception/Y1/2:</b>             Click on to this link to open up Chrome Music Lab  <a href="https://musiclab.chromeexperiments.com/">https://musiclab.chromeexperiments.com/</a>             Check out the <b>Melody Maker</b> - Grids like this one are a common interface for creating melodies. Time moves left to right and pitch goes up to down. Tap to add notes, then use the buttons on the bottom to play and change your melody.   <b>RHYTHM</b>             Rhythms are patterns of sound in time. The most common rhythms repeat every four beats, but it can also be every three, five, six, or more.         </p>	<p><b>Mental Health and Wellbeing</b>             Go for a walk/cycle ride with your family in your local area.             On Google classroom, there is a spotter sheet for you to use to try to spot different twigs.             As an extra task, find a good stick. What can you make from it? You could try:             A stick person, a wand, a streamer stick to dance with, hang other special finds from it to make a mobile, put it in water to see if buds grow into leaves, use it as a paintbrush.....         </p>
---	--	---	---	--	--

	<p>the words: toe, snow, hope?</p> <p><a href="https://www.bbc.co.uk/iplayer/episode/b036btpl/alphablocks-series-4-9-home?seriesId=b02zc5sb">https://www.bbc.co.uk/iplayer/episode/b036btpl/alphablocks-series-4-9-home?seriesId=b02zc5sb</a></p> <p><b>Y2:</b> Open Unit 29 Language High-Frequency Words lesson. Open the Unit 29 Language Lesson</p> <p>Alternative activity: Segment and spell the successive letters of each syllable: c-o-l, col, l-e-c-t, lect, i-n-g, ing. Spell other 3 syllable words.</p> <p>Spelling shed <a href="https://www.edshed.com/en-gb/login">https://www.edshed.com/en-gb/login</a></p>	<p><b>Task after live lesson:</b></p> <p>Y2: Practise writing at least four sentences that describe trying to get the naughty spaniel into the bath. Write a warning sentence too. E.g: Rapidly squeeze a squeaky toy to get the naughty spaniel into the bath,</p> <p>Y1: Practise writing at least two sentences that describe trying to get the naughty spaniel into the bath. Write a warning sentence too. e.g. Squeeze a squeaky toy to get the spaniel into the bath.</p> <p>R: Write one sentence about how to tempt the spaniel into the bath.</p>	<p><a href="https://whiterosemaths.com/homelearning/year-2/spring-week-5-statistics/">https://whiterosemaths.com/homelearning/year-2/spring-week-5-statistics/</a></p>	<p>Click on the grid to build your own rhythms.</p>	
<p>Thursday</p> <p><b>Live Meet: 9.15 am</b></p> <p><b>Then Y2 Guided Reading</b></p>	<p><b>Phonics/ Spelling</b></p> <p><a href="https://www.activelearnprimary.co.uk/login?e=-610&amp;c=0#bugclub_phonics">https://www.activelearnprimary.co.uk/login?e=-610&amp;c=0#bugclub_phonics</a></p> <p><b>R:</b> Open Unit 10 Phoneme /ar/ Revision and Lesson</p> <p><a href="https://www.bbc.co.uk/iplayer/episode/b01q0m3q/alpha">https://www.bbc.co.uk/iplayer/episode/b01q0m3q/alpha</a></p>	<p><b>English</b></p> <p><b>Guided Reading: Live Meet.</b></p> <p><b>Y2: 9.20</b></p> <p><b>Y1: 9.45</b></p> <p><b>R: 10.00</b></p> <p>Complete the live guided reading</p>	<p><b>Maths</b></p> <p><b>R:</b> Watch session 4: <a href="https://whiterosemaths.com/homelearning/early-years/building-9-10-week-2/">https://whiterosemaths.com/homelearning/early-years/building-9-10-week-2/</a></p> <p>Then watch numberblocks: Blast off. <a href="https://www.bbc.co.uk/iplayer/episode/b08q3zx7/numberblocks-series-2-blast-off?seriesId=b0bl5v3r">https://www.bbc.co.uk/iplayer/episode/b08q3zx7/numberblocks-series-2-blast-off?seriesId=b0bl5v3r</a></p>	<p><b>PSHE</b></p> <p><b>WALT:</b> To know the difference between pleasant and unpleasant emotions, focusing on jealousy.</p> <p>Watch the teacher video on google classroom then</p>	<p><b>Science</b></p> <p><b>WALT:</b> To notice that animals, including humans, have offspring which grow into adults, by describing the changes to animals as they grow.</p> <p>Watch the teacher video looking at matching adults to</p>



<b>World book day</b>	<a href="https://www.blocks-series-3-20-card?seriesId=b01n954z">blocks-series-3-20-card?seriesId=b01n954z</a> Complete attached sheet.  Alternative activity: Practise making the following words using your magnetic letters: car, far, chart, mark,  <b>Y1:</b> Unit 17 Language Irregular lesson.  Alternative activity: learn to read and spell irregular words "who" and "again" <b>Y2:</b> Complete the follow up sheet from yesterday's language lesson, found on google classroom.  Then login to spelling shed.  Spelling shed: <a href="https://www.edshed.com/en-gb/login">https://www.edshed.com/en-gb/login</a>	session then complete the attached sheets in google classroom.	Then play the ten frame game on google classroom. Y1: Watch the warm up video then watch the tens and ones lesson on bbc bitesize <a href="https://www.bbc.co.uk/bitesize/topics/z8sfr82/articles/zw4g2nb">https://www.bbc.co.uk/bitesize/topics/z8sfr82/articles/zw4g2nb</a>  Complete the activities and quiz on the website. As an extra challenge complete the worksheet on google classroom.  Y2: Watch the warm up video on google classroom, then watch the white rose video 'Draw Pictograms 1:1' and complete the worksheet attached.  <a href="https://whiterosemaths.com/homelearning/year-2/spring-week-5-statistics/">https://whiterosemaths.com/homelearning/year-2/spring-week-5-statistics/</a>	complete 'Recognising strengths' worksheet.	the babies and discuss which group they belong to. Look at the life cycle of a frog and a dinosaur.  Children to choose an animal to make a life cycle for. Research using topic/library books/ internet. How are life cycles different for different groups of animals?
Friday <b>Live Meet: 9.15 am then R live</b>	<b>Phonics/Spelling</b> <a href="https://www.activelearnprimary.co.uk/login?e=-610&amp;c=0#bugclub_phonics">https://www.activelearnprimary.co.uk/login?e=-610&amp;c=0#bugclub_phonics</a> <b>R:</b> Open Unit 10 Phoneme /or/ Revision and Lesson	<b>English</b> <b>WALT: To box up a story based on a known text.</b>  Live lesson: go through	<b>Maths</b> <b>R:</b> Watch session 5: <a href="https://whiterosemaths.com/homelearning/early-years/building-9-10-week-2/">https://whiterosemaths.com/homelearning/early-years/building-9-10-week-2/</a>	<b>Art</b> <b>WALT:</b> To use different materials to add texture to sculptures.  Complete woolly mammoth by adding	<b>PE/Mental health and wellbeing</b>

<p><b>English lesson.</b></p>	<p>Complete attached sheet.</p> <p>Can you think of words that rhyme with tor? They can be nonsense words too. Play Splat using words from this week and splat the correct word called out by an adult.</p> <p><b>Y1:</b> Open <u>Unit 17 Language Lesson</u>.</p> <p>Can you write the dictated sentence 'Both Joe and I can throw snowballs'?</p> <p><b>Y2: Complete a spelling shed activity sheet set for you.</b></p> <p>Spelling shed:  <a href="https://www.edshed.com/en-gb/login">https://www.edshed.com/en-gb/login</a></p> <p><b>New Spellings set today! Who can get to Royal bee status first?</b></p>	<p>shared writing of Catharine's naughty spaniel boxing up.</p> <p><b>Reception: 9.20am</b></p> <p><b>Y1 and Y2: 9.45am</b></p>	<p>Play the hide and seek to ten game (see google classroom) Draw a giant ten frame and then hide 10 items. Children have to find the items and place on the ten frame, working out how many left they still need to find as they fill the ten frame.</p> <p>Y1: Watch the warm up video in google classroom then watch the representing numbers to 50 video on the white rose website.  <a href="https://whiterosemaths.com/homelearning/year-1/spring-week-5-number-place-value-within-50/">https://whiterosemaths.com/homelearning/year-1/spring-week-5-number-place-value-within-50/</a></p> <p>Then choose to EITHER complete the worksheet or draw/make part-whole models (you can use paper plates) showing at least 7 two digit numbers up to 50. You could use sticks and stones to represent tens and ones, or pencils and buttons. Be creative! Take some photos and upload</p>	<p>hair, ears, tusks, eyes and toes..</p> 	<p>Look at the timetable in the PE folder on google classroom and choose some activities from here.</p> <p>OR: You could go on a daily walk or bike ride with your family, try and explore a nearby footpath or try a different route.</p> <p>Have fun! Upload some photos on google classroom.</p>
-------------------------------	---	---	--	---	---



them to show us!



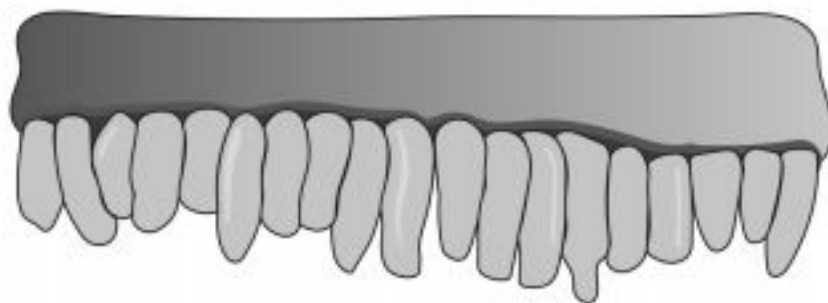
Y2: Watch the warm up video on google classroom, then watch the white rose video 'Interpreting Pictograms 1:1' and complete the worksheet attached.

<https://whiterosemaths.com/homelearning/year-2/spring-week-5-statistics/>

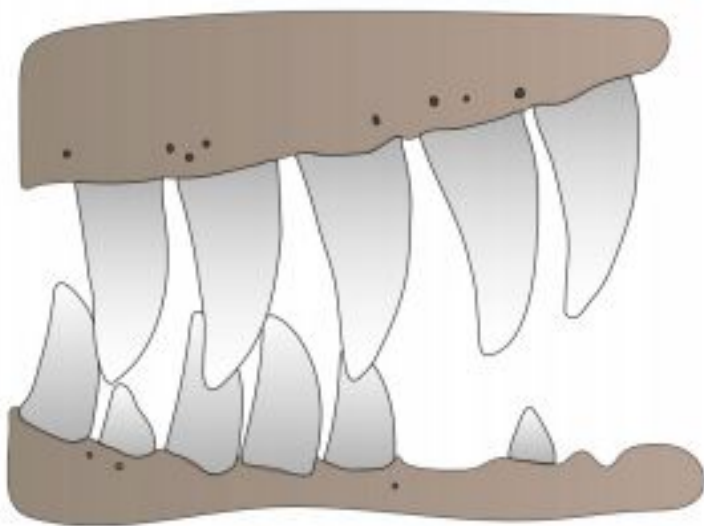
1



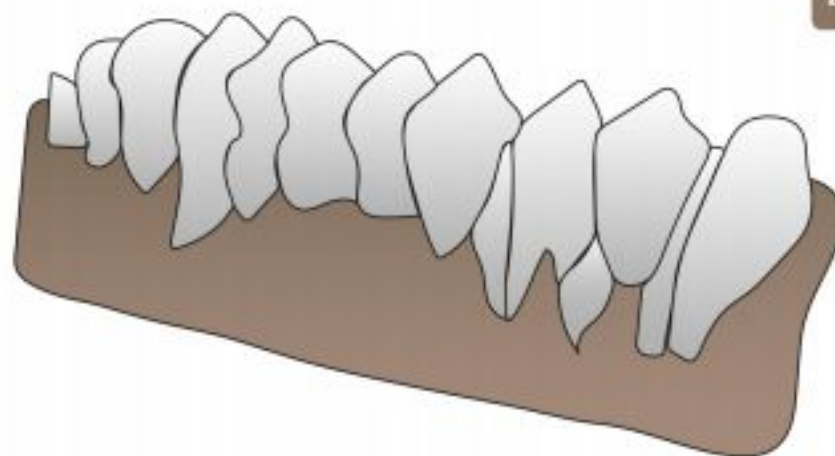
2

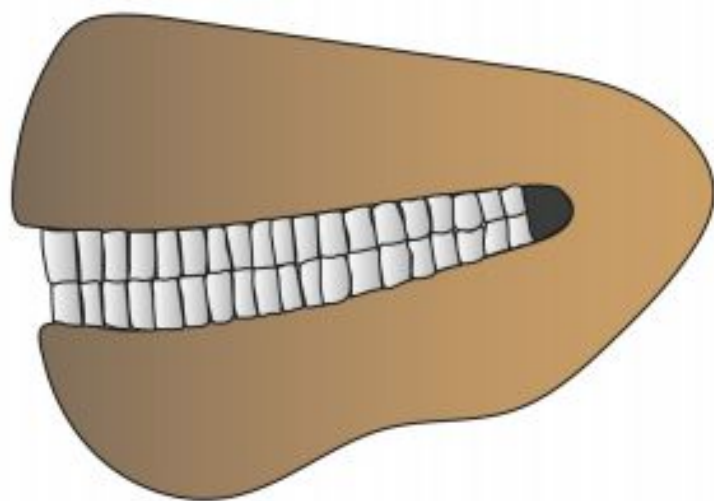


3

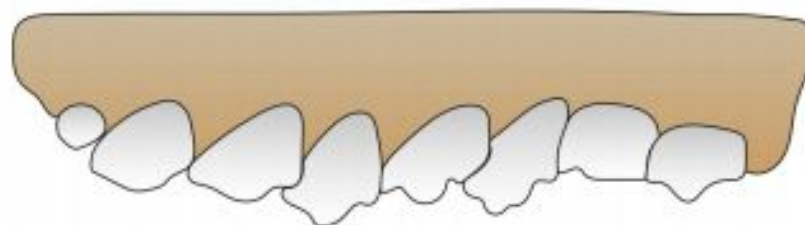


4

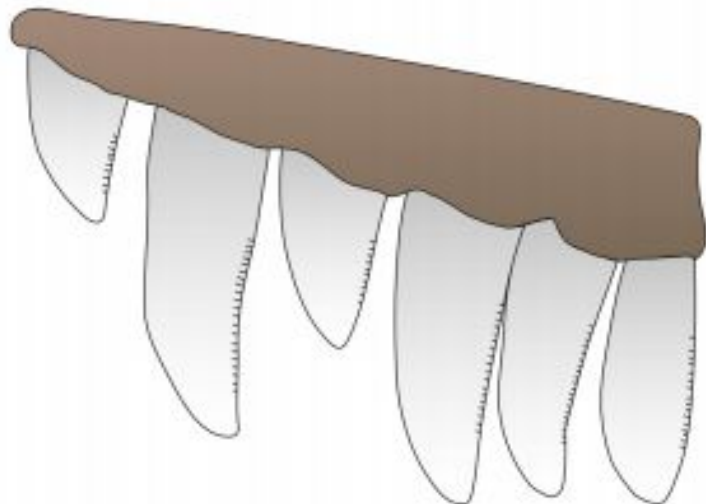




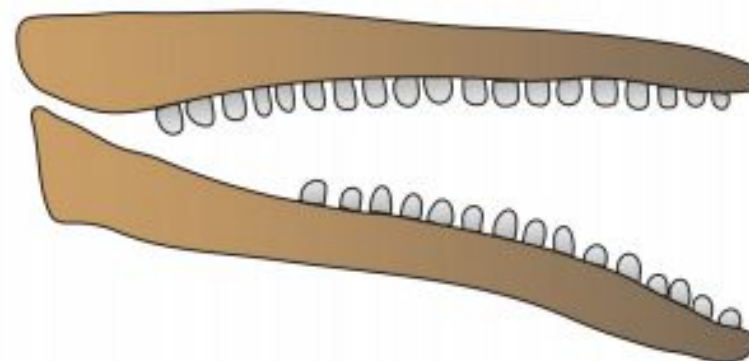
5



6



7



8

**Velociraptor**  
(carnivore)

1

**Diplodocus**  
(herbivore)

2

**Abydosaurus**  
(herbivore)

5

**Aquilops**  
(herbivore)

6

**Tyrannosaurus**  
(carnivore)

3

**Triceratops**  
(herbivore)

4

**Allosaurus**  
(carnivore)

7

**Stegosaurus**  
(herbivore)

8