





Learning from Home




Class 1 Wk beg: 1st February 2021	Lesson One	Lesson Two	Lesson Three	Lesson Four	Lesson Five
Learning Behaviour Focus	<p>This week our Learning Behaviour focus is 'Perseverance' We are looking for you to keep trying and never give up even when learning is difficult. A tortoise is slow but they persevere and get there in the end.</p> <p>If you notice your child doing this at home please fill in the 'Perseverance' slip attached in Google classroom and upload it with their work. We will reward children with a sticker slip on Friday.</p> <p>**Please note: the activities in red are provided for you in case your internet goes down, meaning you can not access google classroom and require alternatives. Maths - you have your Power Maths book so could find the day's topic from the contents page and complete that page as an alternative.</p>				<p>Perseverance</p> <p>Keep trying and never give up even when learning is difficult. A tortoise is slow but they persevere and get there in the end.</p> 
Monday	Phonics/Spelling https://www.activelearnprimary.co.uk/login?e=-610&c=0#bugclub_phonics R: unit 7 revision y and lesson y Watch: Alphablocks on this link: Alphablocks - Magic Words: 25. Meet Alphablock Y	English Week 2 UNIT: Biographies. WALT: identify regular and irregular verbs in the past tense. Watch Teacher video: We will be identifying verbs from the	Maths R: https://whiterosemaths.com/homelearning/early-years/growing-6-7-8-week-2/ Watch session 1 on White rose.	RE/UW R - To identify what makes me unique In this set of lessons we identify and celebrate the differences between us as individuals. With Miss Hughes, we will identify what makes us unique. We recognise that we are all different and acknowledge that	PE/Mental Health and Wellbeing Please complete the virtual PE lesson from Exeter City.

	<p>Alternative activity: Practise forming the letter 'y' using different materials: sand, soil, glitter, flour. How many words can you think of beginning with 'y'?</p> <p>Y1: Unit 14 /ai/ as 'ay' Revision and lesson Also play unit 13 assessment games.</p> <p>Alternative activity: Practise writing the digraph 'ay'. Spell: play, stay, tray and any other words you can think of with the digraph 'ay'</p> <p>Y2: Login to bugclub Revisit unit 28: adding 'ed' suffix. Complete the Word endings worksheet.</p> <p>Alternative activity: Change these verbs so they have the 'ed' ending. walk, talk, jump, sprint. How many more can you think of?</p> <p>Also spelling shed: https://www.edshed.com/en-gb/login</p> <p>See extra spelling activities on google classroom. Try to get to Royal bee status on spelling shed by the end of the week.</p>	<p>Amelia text, consider when they were taking place (in the past) and look at the conventional -ed endings, (e.g liked, wished, soared, imagined, followed). We will look at those verbs that aren't regular and explore how these irregular verbs work.(e.g became, went, thought, flew, gone)</p> <p>TASK: Y1 - Print out the Verb sorting sheet found on G.C. You need to read all the verbs and then put them in the correct columns - Past or Present tense.</p> <p>Y2: Print out the Verb sheet found on G.C. Transform the verbs from the past tense to the present tense. If you prefer, rather than printing out the sheet you could record the verbs as a list in your workbook. Challenge - choose your own verb in the past tense to then transform into the simple present tense.</p> <p>Reception: design and build an aeroplane like the one Amelia Earhart used. Use a lolly stick for the main body, add paper propellers, wings</p>	<p>Then have a go at playing a matching game with a family member. See your pack.</p> <p>Y1: Watch the warm up video on google classroom, then https://whiterosemaths.com/homelearning/year-1/spring-week-2-number-addition-and-subtraction-within-20/ Click on the 'Add by using number bonds' (the first one)</p> <p>Complete the first part of the worksheet. Then play topmarks: numberbonds to 10. https://www.topmarks.co.uk/maths-games/hit-the-button</p> <p>Y2: Watch the warm up video on google classroom. Then click on the two times table video in White Rose maths. Spring Week 2 - Number: Multiplication and Division</p> <p>Complete the worksheet, then watch '2 times table' video. BBC supermovers</p>	<p>this is something to be celebrated. You can extend this lesson by creating a picture or model to represent what makes you unique.</p> <p>Y1/2: How are places of worship similar and different?</p> <p>Watch Teacher Video looking at the Key symbols of the 3 religions we are studying and we will think about why they are important to believers.</p> <p>TASK - open the Religious symbols google slide and move the symbols/pictures to match the correct Religion.</p> <p>Alternative activity: Can you describe the similarities and differences between a church, mosque and synagogue, based on your prior learning so far?</p>	<p>The 6-week theme is fitness and fundamental movements. This week's topic is agility. The video is broken down into a warm up, main session and challenge.</p> <p>Alternative activity: Can you make up an obstacle course for your family to complete? See if you can involve throwing and catching skills and lots of different ways of moving from different markers.</p>
--	--	--	---	---	---

		<p>and tail.</p> 	https://www.bbc.co.uk/teach/super-movers/ks1-maths-the-2-times-table-with-bridget-the-lioness/zrrx92p		
Tuesday	Phonics/ Spelling https://www.activelearnprimary.co.uk/login?e=-610&c=0#bugclub_phonics R: Unit 7 Phoneme /z/ as 'z', 'zz' Revision Watch: BBC iPlayer - Alphablocks - Magic Words: 26. Meet Alphablock Z Alternative activity: Practise the grapheme/digraphs 'z' 'zz' using different materials: sand, soil, glitter, flour. How many words can you think of containing 'z' 'zz'? Y1: Unit 14 /ai/ as 'a-e' Revision and Lesson Complete Unit 13 assessment games	English Reception - Reading/Writing short sentences based on phonics lessons. The shell was good. The boat was red. The rain was wet. Read these captions and match them to the pictures. This sheet is available on G.C. OR - Draw a picture of Amelia Earhart in her plane and have a go at writing a sentence. Eg. She went up in the sky. Y1/2 WALT: recognise subordinating conjunctions. Watch Teacher Video. We will be revisiting what clauses are in a sentence and we will explore different ways of extending sentences and joining parts of a sentence that enable us to	Maths https://whiterosemaths.com/homelearning/early-years/growing-6-7-8-week-2/ Watch session 2 on White rose. Go on a hunt outside and find pairs of objects such as sticks, leaves, stones etc. Y1: Watch warm up video in Google classroom then click on the second 'Add ones using numberbonds' video on White Rose Maths website: https://whiterosemaths.com/homelearning/year-1/spring	History/UW R/Y1/2: Watch the video clip attached to learn about Mary Anning. Have you heard of her before? Do you know what she is famous for? KS1 / KS2: Mary Anning Open the PDF and try to read some of the key facts to gain more information about Mary Anning. Later in the week, Mrs. Bartlett is going to use her magic time machine to go back in time and find Mary Anning. What questions would you like to ask Mary Anning? Hopefully we will	Mental Health and Wellbeing Two choices: 1 - Go for a walk/cycle ride with your family. 2- Complete the activity linked to the story, 'The Invisible String'. Children can draw themselves in the frame in the middle, and draw or write the names of special people they feel connected to. Please

	<p>Alternative activity: Practise writing the digraph 'a_e'. Spell: make, shade, taste and any other words you can think of with the split vowel digraph 'a_e'</p> <p>Y2: In bugclug click on the game 'Word Endings'. Watch the video then play the game by adding on the correct suffix.</p> <p>Alternative activity: Look through a book at home and see how many words you can find with the suffixes: ing and ed. Then login to spelling shed.</p> <p>spelling shed: https://www.edshed.com/en-gb/login</p>	<p>express more complex links between clauses.</p> <p>You will need your pencil and workbook to answer questions throughout the video. We will look at how we can use different subordinating conjunctions in sentences such as when, as, if, that and because, to add extra information.</p> <p>TASK: Y1/2 Open the Google slide show and read the sentences. Then choose the best subordinating conjunction and move the 'fish conjunctions' to the gap in the sentence.</p>	<p>-week-2-number-addition-and-subtraction-within-20/</p> <p>Complete the second part of the worksheet then use the number cards in google classroom to make up a numberbonds game such as snap or bingo or a matching game.</p> <p>Y2: Watch the warm up video in google classroom then click on the 5x table video on the White Rose Website: https://whiterosemaths.com/homelearning/year-2/spring-week-2-number-multiplication-and-division/ Then complete the worksheet. Next use the 100 square in google classroom to colour in the 2x table in yellow, and the 5x table in blue. What do you notice? Do any numbers belong in both the 2x and the 5 x tables?</p>	<p>be able to pass these questions on to Mary.</p> <p>Alternative activity: If there is no internet ask an adult or read a Non-Fiction book about Mary Anning and you can hand write your questions.</p>	<p>share these for our Mental Health display.</p> <p>If you haven't already listened to the story, it is saved in last week's assignment.</p>
--	---	--	---	--	---

<p>Wednesday</p>	<p>Phonics/ Spelling https://www.activelearnprimary.co.uk/login?e=-610&c=0#bugclub_phonics</p> <p>R: Unit 7 Phoneme /qu/ Revision and lesson</p> <p>Watch link: BBC iPlayer - Alphablocks - Magic Words: 17. Meet Alphablock Q Alternative activity: Practise writing the digraph 'qu' using different materials like sand, flour, soil, felt tip or glitter.</p> <p>Y1: Unit 14 /ai/ as 'eigh', 'ey', 'ei' Revision and Lesson Complete Unit 13 assessment games. Alternative activity: Spell - eight, they, weight and think of a sentence with some of these words.</p> <p>Y2: Complete one of the spelling shed worksheets: changing the past tense word back to the root word. Then login to spelling shed. Alternative activity: Change these past tense words back</p>	<p>English</p> <p>R - Play word splat. Use fly swatters to splat the word/ sound adult says. Use phase 2 tricky words and phase 3 tricky words learnt during phonics sessions. Then looking at the Amelia Earhart video recording from last week's Monday lesson, use big paper to draw/ paint all the things Amelia flew over. Like a giant map. Use your sounds to label them.</p> <p>Y1/2 WALT: write sentences using subordinating conjunctions.</p> <p>Google meet at 10:00. Follow the link attached to this assignment. We will look closely at some sentences which use subordinating conjunctions.</p> <p>TASK: Y1: Write one 'when' sentence and one 'as' sentence.</p> <p>Eg. The dog was excited when he saw a juicy bone.</p>	<p>Maths R: https://whiterosemaths.com/homelearning/early-years/growing-6-7-8-week-2/ Watch session 3.</p> <p>https://www.bbc.co.uk/iplayer/episode/b0blss0t/numberblocks-series-3-the-numberblocks-express</p> <p>Watch the numberblocks make number bonds to 5. Then look at the picture in your pack to find groups of objects. Can you draw or paint your own picture with groups of objects? Or you could cut objects out of a magazine and arrange into a picture.</p> <p>Y1: Watch warm up video in Google classroom then click on 'find and make number bonds' on the white rose website. https://whiterosemaths.com</p>	<p>Mental Health and Wellbeing</p>  <p>Activities linked to - '10 a day' for Positive Mental Health. Choose healthy snacks. Help prepare lunch or dinner for the family. Maybe try some of the recipes from these websites. https://www.bbc.co.uk/cbeebies/shows/my-world-kitchen https://www.bbc.co.uk/cbbc/shows/matilda-and-the-ramsay-bunch https://www.bbcgoodfood.com/recipes/collection/kids-cooking</p> <p>We would love to see a photo of your healthy snack/meal.</p>	<p>Music R - watch video - The Woodland (Part 3)</p> <p>On our final visit to the woods we will go walking with a fox, sing with the birds and rescue some more animals. We will use our knowledge of note duration to act-out different animal footsteps on our journey and improvise our own songs with the birds.</p> <p>Y1 and Y2 - watch the video:</p> <p>Rhythm symbols and patterns</p> <p>In this lesson, we will continue learning to read and write our songs using rhythmic notation.</p> <p>Alternative activity: Choose a favourite song and clap the pulse and</p>
------------------	---	---	--	---	--

	<p>to the root word: swam, marched, was, went, smiled.</p> <p>Spelling shed https://www.edshed.com/en-gb/login</p>	<p>As I walked home, I saw a rainbow in the sky. (Use my sentence starters as a guide if you wish) Y2: Write two 'when' sentences and two 'as' sentences.</p> <p>Once you have written your sentences, get a different coloured pen and do some 'polishing'</p> <p>Correct: 3 spellings 2 punctuation 1 improve a word</p>	<p>/homelearning/year-1/spring-week-2-number-addition-and-subtraction-within-20/</p> <p>Complete the worksheet then try to get faster at your numberbonds to 10 on the hit the button game. You can challenge yourself with numberbonds to 20 too! https://www.topmarks.co.uk/maths-games/hit-the-button</p> <p>Y2: Watch warm up video in Google classroom then click on '10x table' on the white rose website: https://whiterosemaths.com/homelearning/year-2/spring-week-2-number-multiplication-and-division/ Complete the worksheet then login to TT Rockstars and play some games. https://play.ttrockstars.com/auth/school/student/19580</p>	<p>then the rhythm. Can you make up your own rhythms for a friend or family member to copy? Try to record the rhythms using the symbols from last session using the 4 beat pattern.</p> <p>Eg. Ta, ti-ti, ta, ta ti-ti, ti-ti, ta, ta</p>
--	--	---	--	--

Thursday	<p>Phonics/ Spelling https://www.activelearnprimary.co.uk/login?e=-610&c=0#bugclub_phonics R: Unit 7 Language Irregular Teach the words: He, my, by Explain that 'y' is sometimes used as a vowel instead of 'i', pronounced /ie/. In the word "he", 'e' sounds like its letter name, pronounced /ee/.</p> <p>Practise reading and writing these irregular words.</p> <p>Y1: Unit 14 Language High-Frequency Words Play unit 13 assessment games. Learn to read and spell irregular words "Mr", "Mrs" 'have'</p> <p>Y2: Play the add 'ed' suffix game. Use a dice and counters from a game you have at home, but remember to put them back afterwards!</p> <p>Then login to spelling shed.</p> <p>Spelling shed: https://www.edshed.com/en-gb/login</p>	<p>English Y2: Guided Reading 9.45am</p> <p>R: Draw/paint pictures of fossils or shells, looking closely. Learn the rhyme 'She sells sea shells, on the sea shore... based on Mary Anning. Facetime a family member to show them.</p> <p>WALT: organise information into a timeline. Y1/2 Watch Teacher video starring a very special visitor!</p> <p>Teacher will be modelling how to record facts about Mary Anning and record on a timeline.</p> <p>Y1/2 TASK: Children to continue filling in timeline facts on the google document.</p> <p>Decide who you would like to write about. Start to research a few key events ready for tomorrow. You could choose somebody like Captain Cook as you already</p>	<p>Maths https://whiterosemaths.com/homelearning/early-years/growing-6-7-8-week-2/ Watch session 4, Then complete the domino activity in your pack. If you have real dominoes, use them instead!</p> <p>Y1: Watch warm up video in Google classroom then click on 'Add by making 10 activity' on the white rose website. https://whiterosemaths.com/homelearning/year-1/spring-week-3/ Complete the activity with the ten frames and counters found on google classroom then try to get faster at your numberbonds to 10 on the hit the button game. You can challenge yourself with numberbonds to 20 too! https://www.topmarks.co.uk/maths-games/hit-the-button</p>	<p>PSHE WALT: To recognise safety hazards and know how to keep yourself and others safe.</p> <p>Watch the video in google classroom, then complete the fire safety quiz.</p> <p>Think about all that you have learnt in Fire Safety so far. Can you design a poster to help others to stay safe?</p> <p>Guided Reading: Y1: 1.15pm R: 1.45pm</p>	<p>DT WALT: Use the basic principles of a healthy and varied diet to plan and prepare dishes.</p> <p>Dinosaur biscuits: Plan and design dinosaur biscuits. Smell and taste different spices or ingredients to add to a basic mixture to decide what to make.</p> <p>Research biscuit recipes in cookbooks at home or use the internet.</p>
----------	---	--	---	---	--

		<p>know a lot about him. Or a favourite sports person or author. Try to choose somebody you already know a lot about so you don't have to spend ages researching. You may choose Mary Anning if you wish.</p>	<p>Y2: Watch warm up video in Google classroom then click on 'Make equal groups sharing (recap)' on the white rose website. https://whiterosemaths.com/homelearning/year-2/spring-week-3-number-multiplication-and-division/</p> <p>Complete the worksheet then play Hit the button. https://www.topmarks.co.uk/maths-games/hit-the-button Choose times tables. Work on 2x, 5x and 10x tables. You can play either hit the answer or hit the question.</p>		
Friday	<p>Phonics/Spelling https://www.activelearnprimary.co.uk/login?e=-610&c=0#bugclub_phonics R: <u>Unit 7 Language Lesson.</u> learn to read and spell short captions. Think of sentences with the words: "he", "my" and "by" for them to read, Y1: <u>Unit 14 Language Lesson.</u> Play unit 13 assessment games</p>	<p>English Children share information about the person they want to write a biography about - On stream in google classroom. Watch Teacher video demonstrating picking out key events in Mary Anning's life and keeping the little interesting facts for adding in later.</p>	<p>Maths R: https://whiterosemaths.com/homelearning/early-years/growing-6-7-8-week-2/ Watch session 5: You can play the game in your pack, or if you have any simple games (orchard games are good) use those instead. OR: Go on a mini-beast hunt and count the pairs of legs. Make your own mini-beast with folded zig-zag legs.</p>	<p>Science WALT: To identify, name, draw and label the basic parts of the human body. https://www.bbc.co.uk/bitesize/topics/z9yycdm/articles/zqghbr82 Watch the video and complete the quiz on BBC bitesize. Think back to labelling the dinosaurs last week.</p>	<p>PE/Mental health and wellbeing Look at the timetable in the PE folder on google classroom and choose some activities from here. OR: You could go on a daily walk or bike ride with your family, try and</p>

	<p>Recap this week's learning</p> <p>Y2: Revisit Unit 28: <u>Suffix ending: split digraph silent 'e' + '-ing', '-ed'</u></p> <p>Complete any remaining spelling shed sheets and try to get to Royal bee on spelling shed!</p> <p>Spelling shed: https://www.edshed.com/en-gb/login</p> <p>New Spellings set today! Who can get to Royal bee status first?</p>	<p>TASK: Children write a simple timeline of their chosen person.</p> <p>Y1: 4 key events</p> <p>Y2: up to 6 Key events.</p> <p>R: Set up a little shop or stall of fossils/ shells / rocks. Role-play being Mary Anning trying to sell her 'curiosities'. Add price tags and make a bright sign for your shop/stall to entice customers.</p>	<p>Y1: Watch warm up video in Google classroom then click on 'Add by making 10' on the white rose website. https://whiterosemaths.com/homelearning/year-1/spring-week-3/ Complete the worksheet then watch Numberblocks, blast off: https://www.bbc.co.uk/iplayer/episode/b08q3zx7/numberblocks-series-2-blast-off</p> <p>Y2: Watch warm up video in Google classroom then click on 'Make equal groups sharing' on the white rose website. https://whiterosemaths.com/homelearning/year-2/spring-week-3-number-multiplication-and-division/ Complete the worksheet then login to TT Rockstars to try and increase your speed. https://play.ttrockstars.com/auth/school/student/19580</p>	<p>If you have some big paper or an old wallpaper roll, get a family member to draw around the outside of your body. You could do this on a pavement outside with chalk if it is dry! Or, draw an outline of a human. Think about what is inside your body as well as outside. How many labels and different parts of the body can you draw and label?</p> <p>Additionally, Y2: Write some sentences to explain how different parts of the body work.</p>	<p>explore a nearby footpath or try a different route.</p> <p>Have fun! Upload some photos on google classroom.</p>
--	--	---	---	---	---